

Indeks Harga Saham Gabungan (IHSG)

Signal Positive

Last
5.841

Target
5.855

52wk Range
5,369 - 6,693

Highlight

Kinerja IHSG cenderung menguat terbatas, untuk menguji level *resistance* pada kisaran 5.855 dalam jangka pendek hingga menengah

Global Index

S&P 500

2,722.46

+11.01(+0.41%)

Dow 30

24,768.93

+62.52(+0.25%)

Nasdaq

7,398.30

+46.67(+0.63%)

Lucky Bayu Purnomo

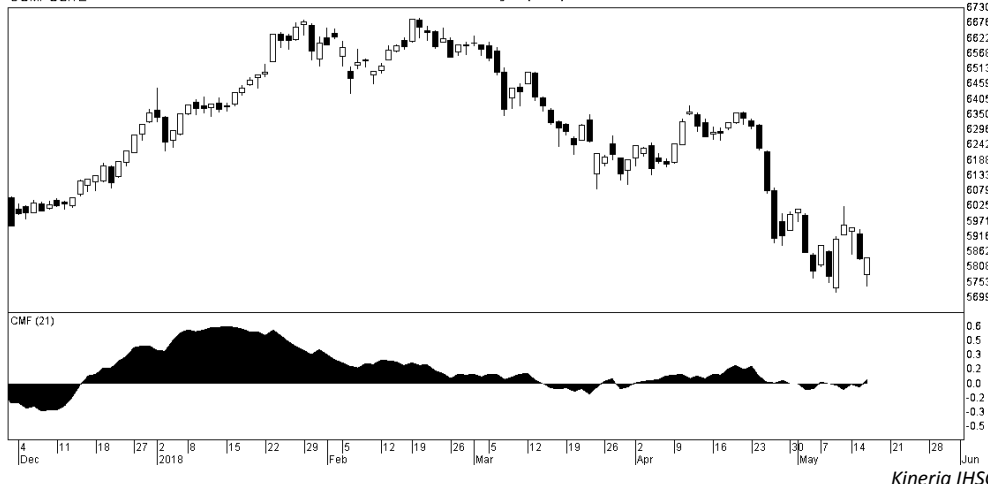
Research Analyst

(62-21) 2955 577 ext.3512

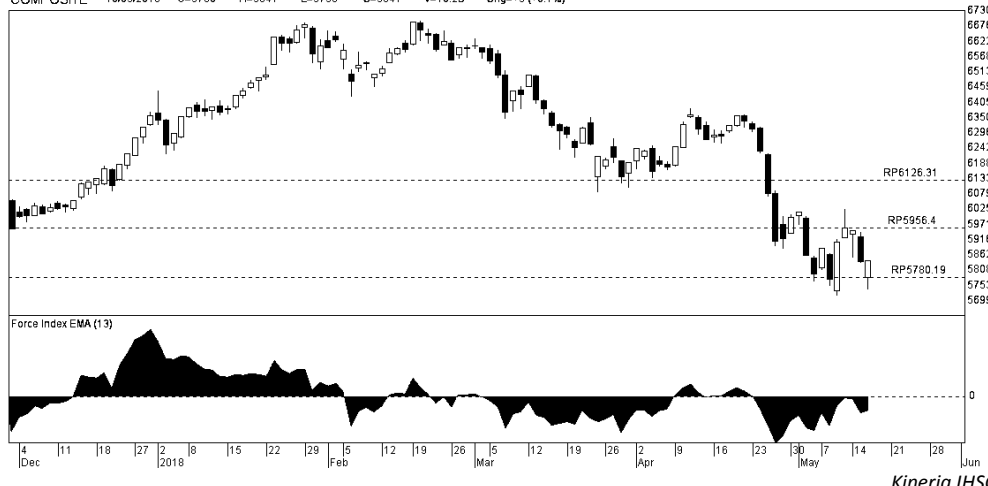
lucky.purnomo@danareksa.com

Danareksa research report are also available at Reuters Mulfex and First Call Direct and Bloomberg

COMPOSITE 16/05/2018 O=5780 H=5841 L=5738 C=5841 V=10.2B Chg=+3 (+0.1%)



COMPOSITE 16/05/2018 O=5780 H=5841 L=5738 C=5841 V=10.2B Chg=+3 (+0.1%)



COMPOSITE 16/05/2018 O=5780 H=5841 L=5738 C=5841 V=10.2B Chg=+3 (+0.1%)



Disclaimer

The information contained in this report has been taken from sources which we deem reliable. However, none of P.T. Danareksa Sekuritas and/or its affiliated companies and/or their respective employees and/or agents makes any representation or warranty (express or implied) or accepts any responsibility or liability as to, or in relation to, the accuracy or completeness of the information and opinions contained in this report or as to any information contained in this report or any other such information or opinions remaining unchanged after the issue thereof. We expressly disclaim any responsibility or liability (express or implied) of P.T. Danareksa Sekuritas, its affiliated companies and their respective employees and agents whatsoever and howsoever arising (including, without limitation for any claims, proceedings, action, suits, losses, expenses, damages or costs) which may be brought against or suffered by any person as a result of acting in reliance upon the whole or any part of the contents of this report and neither P.T. Danareksa Sekuritas, its affiliated companies or their respective employees or agents accepts liability for any errors, omissions or mis-statements, negligent or otherwise, in the report and any liability in respect of the report or any inaccuracy therein or omission therefrom which might otherwise arise is hereby expressly disclaimed. The information contained in this report is not to be taken as any recommendation made by P.T. Danareksa Sekuritas or any other person to enter into any agreement with regard to any investment mentioned in this document. This report is prepared for general circulation. It does not have regard to the specific person who may receive this report. In considering any investments you should make your own independent assessment and seek your own professional financial and legal advice.

PT Adaro Energy Tbk (ADRO)

**Call
Buy**

Last
1.800

Entry Point
1.800

Exit Point
1.996

Stop loss
1.700

52wk Range
1,395 - 2,650

Highlight

Kinerja saham ADRO cenderung menguat untuk menguji kisaran level *resistance* pada harga 1.996, disertai dengan kondisi *oversold* atau jenuh jual

Peluang saham ADRO untuk menguat berada pada kisaran level *support*, dimana peluang *reversal* pada kisaran level tersebut telah dialami sebelumnya

Lucky Bayu Purnomo
Research Analyst
(62-21) 2955 577 ext.3512
lucky.purnomo@danareksa.com

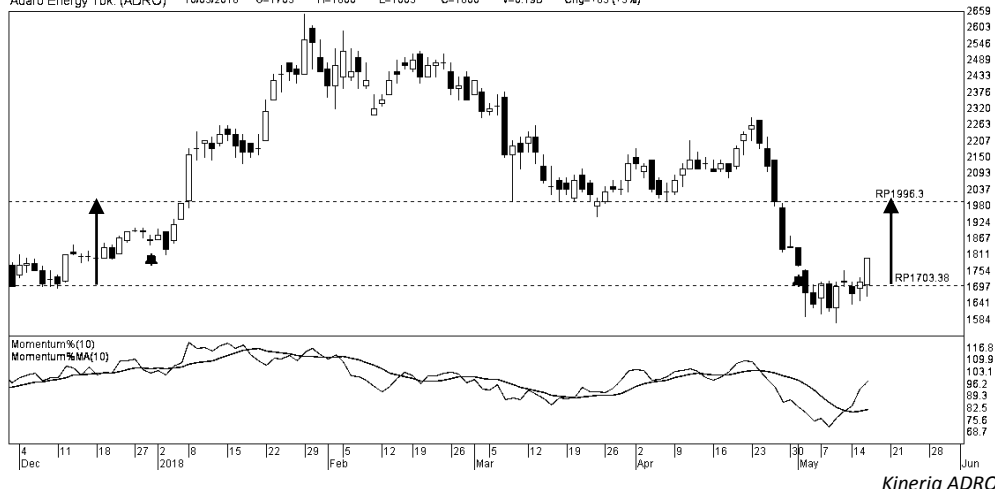
Danareksa research report are also available at Reuters Mulfex and First Call Direct and Bloomberg

Adaro Energy Tbk. (ADRO) 16/05/2018 O=1705 H=1800 L=1665 C=1800 V=0.19B Chg=+85 (+5%)



Kinerja ADRO

Adaro Energy Tbk. (ADRO) 16/05/2018 O=1705 H=1800 L=1665 C=1800 V=0.19B Chg=+85 (+5%)



Kinerja ADRO

Adaro Energy Tbk. (ADRO) 16/05/2018 O=1705 H=1800 L=1665 C=1800 V=0.19B Chg=+85 (+5%)



Kinerja ADRO

Disclaimer
The information contained in this report has been taken from sources which we deem reliable. However, none of P.T. Danareksa Sekuritas and/or its affiliated companies and/or their respective employees and/or agents makes any representation or warranty (express or implied) or accepts any responsibility or liability as to, or in relation to, the accuracy or completeness of the information and opinions contained in this report or as to any information contained in this report or any other such information or opinions remaining unchanged after the issue thereof. We expressly disclaim any responsibility or liability (express or implied) of P.T. Danareksa Sekuritas, its affiliated companies and their respective employees and agents whatsoever and howsoever arising (including, without limitation for any claims, proceedings, action, suits, losses, expenses, damages or costs) which may be brought against or suffered by any person as a result of acting in reliance upon the whole or any part of the contents of this report and neither P.T. Danareksa Sekuritas, its affiliated companies or their respective employees or agents accepts liability for any errors, omissions or mis-statements, negligent or otherwise, in the report and any liability in respect of the report or any inaccuracy therein or omission therefrom which might otherwise arise is hereby expressly disclaimed. The information contained in this report is not to be taken as any recommendation made by P.T. Danareksa Sekuritas or any other person to enter into any agreement with regard to any investment mentioned in this document. This report is prepared for general circulation. It does not have regards to the specific person who may receive this report. In considering any investments you should make your own independent assessment and seek your own professional financial and legal advice.

PT Pembangunan Perumahan (Persero) Tbk (PTPP)

**Call
Buy**

Last
2.250

Entry point
2.250

Exit point
2.500 - 2.620

Stop loss
2.128

52wk Range
2,000 - 3,370

Highlight

Kinerja saham PTPP cenderung menguat untuk menguji harga 2.500 hingga 2.620 sebagai kisaran level *resistance* yang telah dicapai sebelumnya. Potensi tersebut disertai dengan kondisi *oversold* atau jenuh jual

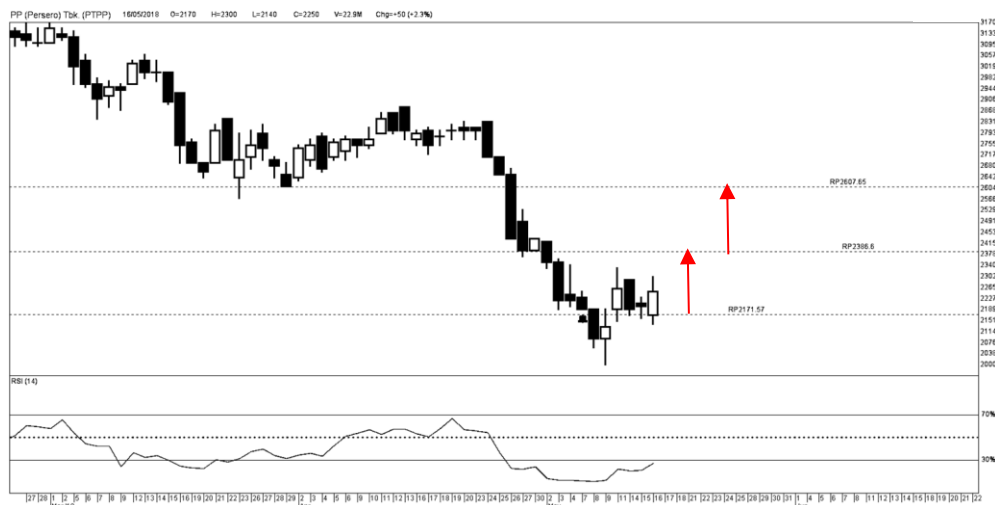
Lucky Bayu Purnomo

Research Analyst

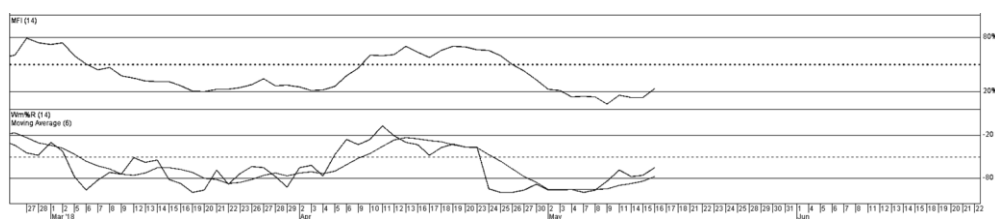
(62-21) 2955 5777 ext.3512

lucky.purnomo@danareksa.com

Danareksa research report are also available at Reuters Multex and First Call Direct and Bloomberg



Kinerja PTPP



Kinerja PTP

Disclaimer

The information contained in this report has been taken from sources which we deem reliable. However, none of P.T. Danareksa Sekuritas and/or its affiliated companies and/or their respective employees and/or agents makes any representation or warranty (express or implied) or accepts any responsibility or liability as to, or in relation to, the accuracy or completeness of the information and opinions contained in this report or as to any information contained in this report or any other such information or opinions remaining unchanged after the issue thereof. We expressly disclaim any responsibility or liability (express or implied) of P.T. Danareksa Sekuritas, its affiliated companies and their respective employees and agents whatsoever and howsoever arising (including, without limitation for any claims, proceedings, action, suits, losses, expenses, damages or costs) which may be brought against or suffered by any person as a result of acting in reliance upon the whole or any part of the contents of this report and neither P.T. Danareksa Sekuritas, its affiliated companies or their respective employees or agents accepts liability for any errors, omissions or mis-statements, negligent or otherwise, in the report and any liability in respect of the report or any inaccuracy therein or omission therefrom which might otherwise arise is hereby expressly disclaimed. The information contained in this report is not to be taken as any recommendation made by P.T. Danareksa Sekuritas or any other person to enter into any agreement with regard to any investment mentioned in this document. This report is prepared for general circulation. It does not have regards to the specific person who may receive this report. In considering any investments you should make your own independent assessment and seek your own professional financial and legal advice.