

Indeks Harga Saham Gabungan (IHSG)

Signal Negative

Last
5,838

Target
5.800

52wk Range
5,294 - 6,686

Highlight

Kinerja Indeks Harga Saham Gabungan (IHSG) cenderung melemah untuk menguji kisaran level *support* 5.800 hingga 5.795

Global Index

S&P 500
2,711.45
-18.68(-0.68%)

Dow 30
24,706.41
-193.00(-0.78%)

Nasdaq
7,351.63
-59.69(-0.81%)


Lucky Bayu Purnomo
Research Analyst

(62-21) 2955 577 ext.3512
lucky.purnomo@danareksa.com

Danareksa research report are also available at Reuters Mulfex and First Call Direct and Bloomberg



Kinerja IHSG



Kinerja IHSG

Disclaimer

The information contained in this report has been taken from sources which we deem reliable. However, none of P.T. Danareksa Sekuritas and/or its affiliated companies and/or their respective employees and/or agents makes any representation or warranty (express or implied) or accepts any responsibility or liability as to, or in relation to, the accuracy or completeness of the information and opinions contained in this report or as to any information contained in this report or any other such information or opinions remaining unchanged after the issue thereof. We expressly disclaim any responsibility or liability (express or implied) of P.T. Danareksa Sekuritas, its affiliated companies and their respective employees and agents whatsoever and howsoever arising (including, without limitation for any claims, proceedings, action, suits, losses, expenses, damages or costs) which may be brought against or suffered by any person as a result of acting in reliance upon the whole or any part of the contents of this report and neither P.T. Danareksa Sekuritas, its affiliated companies or their respective employees or agents accepts liability for any errors, omissions or mis-statements, negligent or otherwise, in the report and any liability in respect of the report or any inaccuracy therein or omission therefrom which might otherwise arise is hereby expressly disclaimed. The information contained in this report is not taken as any recommendation made by P.T. Danareksa Sekuritas or any other person to enter into any agreement with regard to any investment mentioned in this document. This report is prepared for general circulation. It does not have regards to the specific person who may receive this report. In considering any investments you should make your own independent assessment and seek your own professional financial and legal advice.

Adaro Energy Tbk (ADRO)

Call
Buy

Last
1.715

Entry point
1.715

Exit point
1.980

Stop loss
1.630

52wk Range
1,395 - 2,650

Highlight

Kinerja saham ADRO cenderung menguat untuk menguji harga 1.900 hingga 1.980 sebagai kisaran harga tertinggi dan merupakan target level *resistance* yang telah dicapai sebelumnya

Potensi tersebut disertai dengan kondisi *oversold* atau jenis jual

Lucky Bayu Purnomo

Research Analyst

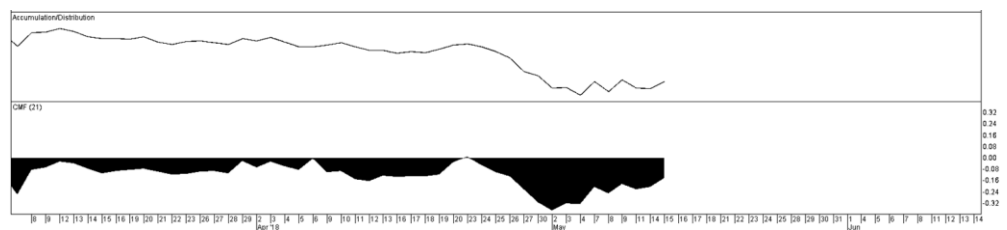
(62-21) 2955 5777 ext.3512

lucky.purnomo@danareksa.com

Danareksa research report are also available at Reuters Multex and First Call Direct and Bloomberg



Kinerja ADRO



Kinerja ADRO

Disclaimer

The information contained in this report has been taken from sources which we deem reliable. However, none of P.T. Danareksa Sekuritas and/or its affiliated companies and/or their respective employees and/or agents makes any representation or warranty (express or implied) or accepts any responsibility or liability as to, or in relation to, the accuracy or completeness of the information and opinions contained in this report or as to any information contained in this report or any other such information or opinions remaining unchanged after the issue thereof. We expressly disclaim any responsibility or liability (express or implied) of P.T. Danareksa Sekuritas, its affiliated companies and their respective employees and agents whatsoever and howsoever arising (including, without limitation for any claims, proceedings, action, suits, losses, expenses, damages or costs) which may be brought against or suffered by any person as a result of acting in reliance upon the whole or any part of the contents of this report and neither P.T. Danareksa Sekuritas, its affiliated companies or their respective employees or agents accepts liability for any errors, omissions or mis-statements, negligent or otherwise, in the report and any liability in respect of the report or any inaccuracy therein or omission therefrom which might otherwise arise is hereby expressly disclaimed. The information contained in this report is not to be taken as any recommendation made by P.T. Danareksa Sekuritas or any other person to enter into any agreement with regard to any investment mentioned in this document. This report is prepared for general circulation. It does not have regards to the specific person who may receive this report. In considering any investments you should make your own independent assessment and seek your own professional financial and legal advice.

PT Vale Indonesia Tbk (INCO)

Call Buy

Last 3.500

Entry point 3.500

Exit point 3.890

Stop loss 3.310

52wk Range 1,835 - 3,890

Highlight

Kinerja saham INCO cenderung menguat untuk menguji harga 3.800 hingga 3.890 sebagai kisaran harga tertinggi selama 52 minggu sebelumnya, dan merupakan target level *resistance* yang telah dicapai sebelumnya

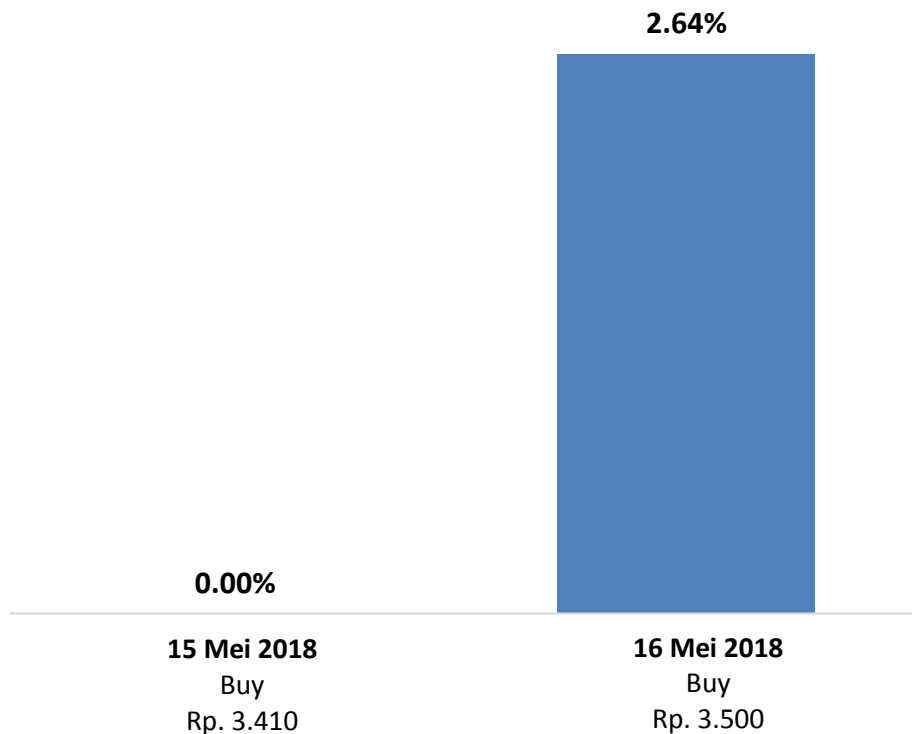
Potensi tersebut disertai dengan kondisi *oversold* atau jenis jual

Lucky Bayu Purnomo
Research Analyst
(62-21) 2955 5777 ext.3512
lucky.purnomo@danareksa.com

Danareksa research report are also available at Reuters Multex and First Call Direct and Bloomberg



Kinerja INCO



Kinerja rekomendasi stock shoot saham INCO, Peiode 15 Mei 2018 – 16 Mei 2018

Disclaimer

The information contained in this report has been taken from sources which we deem reliable. However, none of P.T. Danareksa Sekuritas and/or its affiliated companies and/or their respective employees and/or agents makes any representation or warranty (express or implied) or accepts any responsibility or liability as to, or in relation to, the accuracy or completeness of the information and opinions contained in this report or as to any information contained in this report or any other such information or opinions remaining unchanged after the issue thereof. We expressly disclaim any responsibility or liability (express or implied) of P.T. Danareksa Sekuritas, its affiliated companies and their respective employees and agents whatsoever and howsoever arising (including, without limitation for any claims, proceedings, action, suits, losses, expenses, damages or costs) which may be brought against or suffered by any person as a results of acting in reliance upon the whole or any part of the contents of this report and neither P.T. Danareksa Sekuritas, its affiliated companies or their respective employees or agents accepts liability for any errors, omissions or mis-statements, negligent or otherwise, in the report and any liability in respect of the report or any inaccuracy therein or omission therefrom which might otherwise arise is hereby expressly disclaimed. The information contained in this report is not be taken as any recommendation made by P.T. Danareksa Sekuritas or any other person to enter into any agreement with regard to any investment mentioned in this document. This report is prepared for general circulation. It does not have regards to the specific person who may receive this report. In considering any investments you should make your own independent assessment and seek your own professional financial and legal advice.