

Indeks Harga Saham Gabungan (IHSG)

Signal Positive

Last 6.523

Target 6.550

52wk Range 5,294 - 6,686

Highlight

Kinerja Indeks Harga Saham Gabungan (IHSG) cenderung menguat untuk menguji kisaran level *resistance* pada angka 6.550

Global Index

S&P 500 2,656.00 +36.45(+1.39%)
Dow 30 24,601.27 +410.37(+1.70%)
Nasdaq 6,981.96 +107.47(+1.56%)

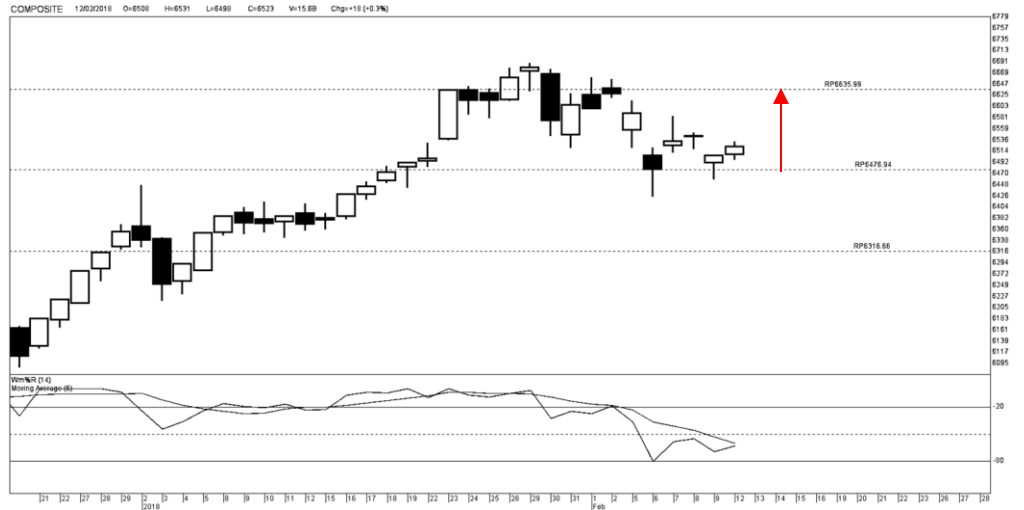
Lucky Bayu Purnomo

Research Analyst

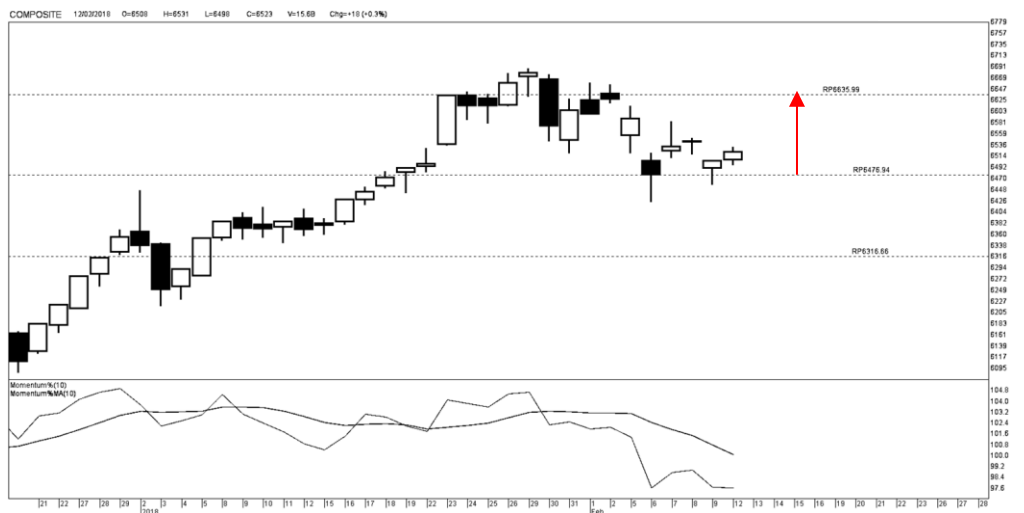
(62-21) 2955 577 ext.3512

lucky.purnomo@danareksa.com

Danareksa research report are also available at Reuters Multex and First Call Direct and Bloomberg



Kinerja IHSG



Kinerja IHSG

Resistance 3	6,610	Support 1	6,295
Resistance 2	6,490	Support 2	6,251
Resistance 1	6,415	Support 3	6,131
Pivot Point	6,370		

Support & Resistance IHSG

Disclaimer

The information contained in this report has been taken from sources which we deem reliable. However, none of P.T. Danareksa Sekuritas and/or its affiliated companies and/or their respective employees and/or agents makes any representation or warranty (express or implied) or accepts any responsibility or liability as to, or in relation to, the accuracy or completeness of the information and opinions contained in this report or as to any information contained in this report or any other such information or opinions remaining unchanged after the issue thereof.

We expressly disclaim any responsibility or liability (express or implied) of P.T. Danareksa Sekuritas, its affiliated companies and their respective employees and agents whatsoever and howsoever arising (including, without limitation for any claims, proceedings, action, suits, losses, expenses, damages or costs) which may be brought against or suffered by any person as a result of acting in reliance upon the whole or any part of the contents of this report and neither P.T. Danareksa Sekuritas, its affiliated companies or their respective employees or agents accepts liability for any errors, omissions or mis-statements, negligent or otherwise, in the report and any liability in respect of the report or any inaccuracy therein or omission therefrom which might otherwise arise is hereby expressly disclaimed. The information contained in this report is not to be taken as any recommendation made by P.T. Danareksa Sekuritas or any other person to enter into any agreement with regard to any investment mentioned in this document. This report is prepared for general circulation. It does not have regards to the specific person who may receive this report. In considering any investments you should make your own independent assessment and seek your own professional financial and legal advice.

PT Astra International Tbk (ASII)

Call Buy

Last 8.200

Target 8.550 - 8.700

Stop loss 7.750

52wk Range 7,625 - 9,350

Highlight

Kinerja saham ASII cenderung menguat untuk menguji harga 8.550 sebagai target pertama pada level *resistance*, dengan target harga tertinggi di level 8.750 sebagai level *resistance* yang telah diuji sebelumnya

Lucky Bayu Purnomo
Research Analyst
(62-21) 2955 5777 ext.3512
lucky.purnomo@danareksa.com

Danareksa research report are also available at Reuters Multex and First Call Direct and Bloomberg



Disclaimer
The information contained in this report has been taken from sources which we deem reliable. However, none of P.T. Danareksa Sekuritas and/or its affiliated companies and/or their respective employees and/or agents makes any representation or warranty (express or implied) or accepts any responsibility or liability as to, or in relation to, the accuracy or completeness of the information and opinions contained in this report or as to any information contained in this report or any other such information or opinions remaining unchanged after the issue thereof. We expressly disclaim any responsibility or liability (express or implied) of P.T. Danareksa Sekuritas, its affiliated companies and their respective employees and agents whatsoever and howsoever arising (including, without limitation for any claims, proceedings, action, suits, losses, expenses, damages or costs) which may be brought against or suffered by any person as a result of acting in reliance upon the whole or any part of the contents of this report and neither P.T. Danareksa Sekuritas, its affiliated companies or their respective employees or agents accepts liability for any errors, omissions or mis-statements, negligent or otherwise, in the report and any liability in respect of the report or any inaccuracy therein or omission therefrom which might otherwise arise is hereby expressly disclaimed. The information contained in this report is not taken as any recommendation made by P.T. Danareksa Sekuritas or any other person to enter into any agreement with regard to any investment mentioned in this document. This report is prepared for general circulation. It does not have regards to the specific person who may receive this report. In considering any investments you should make your own independent assessment and seek your own professional financial and legal advice.

PT MNC Investama Tbk (BHIT.JK)

Call
Buy

Last
135

Target
146

Stop loss
126

52wk Range
87 - 146

Highlight

Kinerja saham BHIT cenderung menguat untuk menguji harga 146 sebagai target pertama pada level *resistance* yang telah di uji sebelumnya dan kinerja harga tertinggi selama 52 minggu sebelumnya

Lucky Bayu Purnomo
Research Analyst
(62-21) 2955 5777 ext.3512
lucky.purnomo@danareksa.com

Danareksa research report are also available at Reuters Multex and First Call Direct and Bloomberg

MNC Investama Tbk (BHIT) 13032018 O=107 H=140 L=107 C=135 V=0.308 Chg=+20 (+26.2%)

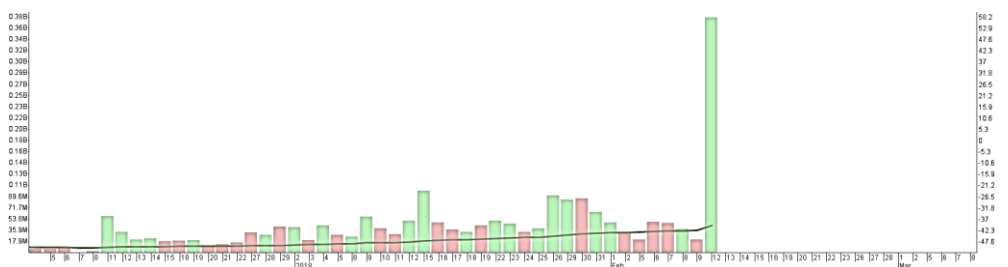


Kinerja saham BHIT

MNC Investama Tbk (BHIT) 13032018 O=107 H=140 L=107 C=135 V=0.308 Chg=+20 (+26.2%)



Kinerja saham BHIT



Disclaimer

The information contained in this report has been taken from sources which we deem reliable. However, none of P.T. Danareksa Sekuritas and/or its affiliated companies and/or their respective employees and/or agents makes any representation or warranty (express or implied) or accepts any responsibility or liability as to, or in relation to, the accuracy or completeness of the information and opinions contained in this report or as to any information contained in this report or any other such information or opinions remaining unchanged after the issue thereof. We expressly disclaim any responsibility or liability (express or implied) of P.T. Danareksa Sekuritas, its affiliated companies and their respective employees and agents whatsoever and howsoever arising (including, without limitation for any claims, proceedings, action, suits, losses, expenses, damages or costs) which may be brought against or suffered by any person as a result of acting in reliance upon the whole or any part of the contents of this report and neither P.T. Danareksa Sekuritas, its affiliated companies or their respective employees or agents accepts liability for any errors, omissions or mis-statements, negligent or otherwise, in the report and any liability in respect of the report or any inaccuracy therein or omission therefrom which might otherwise arise is hereby expressly disclaimed. The information contained in this report is not taken as any recommendation made by P.T. Danareksa Sekuritas or any other person to enter into any agreement with regard to any investment mentioned in this document. This report is prepared for general circulation. It does not have regards to the specific person who may receive this report. In considering any investments you should make your own independent assessment and seek your own professional financial and legal advice.

PT. Indofood Sukses Makmur Tbk (INDF)

Call Buy

Last 7.775

Target 8.070 - 9.000

Stop loss 7.320

52wk Range 7,275 - 9,000

Highlight

Kinerja saham INDF cenderung menguat untuk menguji harga 8.070 sebagai target pertama pada level *resistance* yang telah di uji sebelumnya.

Sementara target tertinggi saham INDF berada pada harga 9.000 sebagai harga tertinggi selama 52 minggu sebelumnya

Lucky Bayu Purnomo

Research Analyst

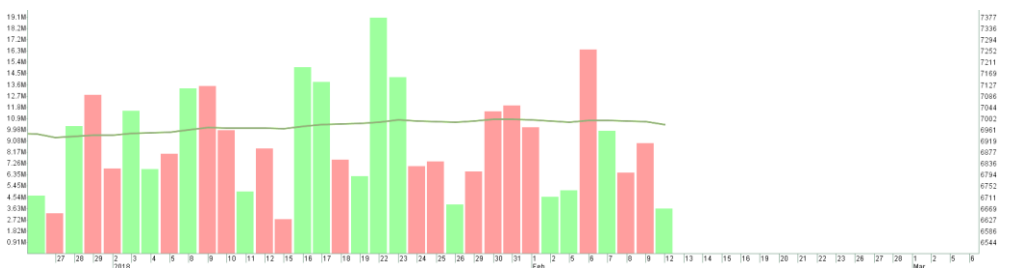
(62-21) 2955 5777 ext.3512

lucky.purnomo@danareksa.com

Danareksa research report are also available at Reuters Multex and First Call Direct and Bloomberg



Kinerja saham INDF



Kinerja saham INDF

Disclaimer

The information contained in this report has been taken from sources which we deem reliable. However, none of P.T. Danareksa Sekuritas and/or its affiliated companies and/or their respective employees and/or agents makes any representation or warranty (express or implied) or accepts any responsibility or liability as to, or in relation to, the accuracy or completeness of the information and opinions contained in this report or as to any information contained in this report or any other such information or opinions remaining unchanged after the issue thereof. We expressly disclaim any responsibility or liability (express or implied) of P.T. Danareksa Sekuritas, its affiliated companies and their respective employees and agents whatsoever and howsoever arising (including, without limitation for any claims, proceedings, action, suits, losses, expenses, damages or costs) which may be brought against or suffered by any person as a result of acting in reliance upon the whole or any part of the contents of this report and neither P.T. Danareksa Sekuritas, its affiliated companies or their respective employees or agents accepts liability for any errors, omissions or mis-statements, negligent or otherwise, in the report and any liability in respect of the report or any inaccuracy therein or omission therefrom which might otherwise arise is hereby expressly disclaimed. The information contained in this report is not taken as any recommendation made by P.T. Danareksa Sekuritas or any other person to enter into any agreement with regard to any investment mentioned in this document. This report is prepared for general circulation. It does not have regards to the specific person who may receive this report. In considering any investments you should make your own independent assessment and seek your own professional financial and legal advice.

PT Tambang Batubara Bukit Asam Tbk (PTBA)

Call Buy

Last 3.090

Target 3.480

Stop loss 2.930

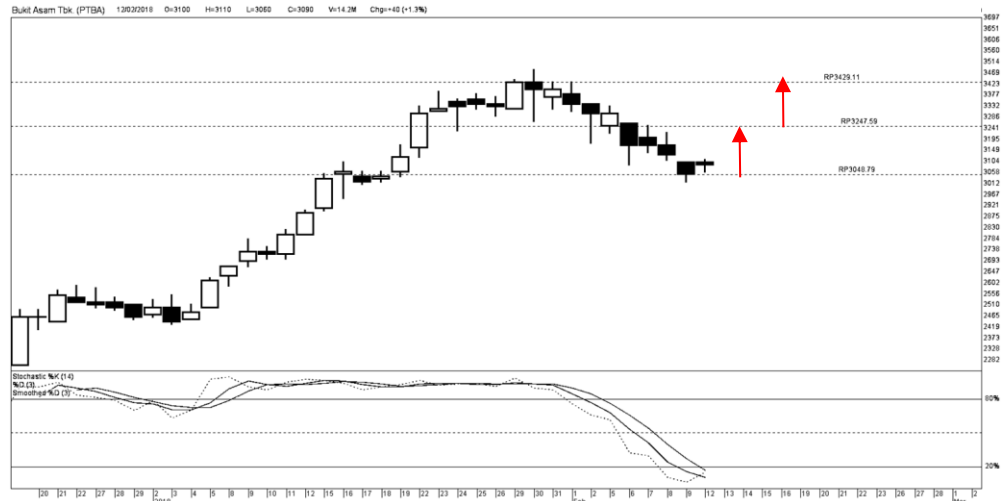
52wk Range 1,810 – 3,480

Highlight

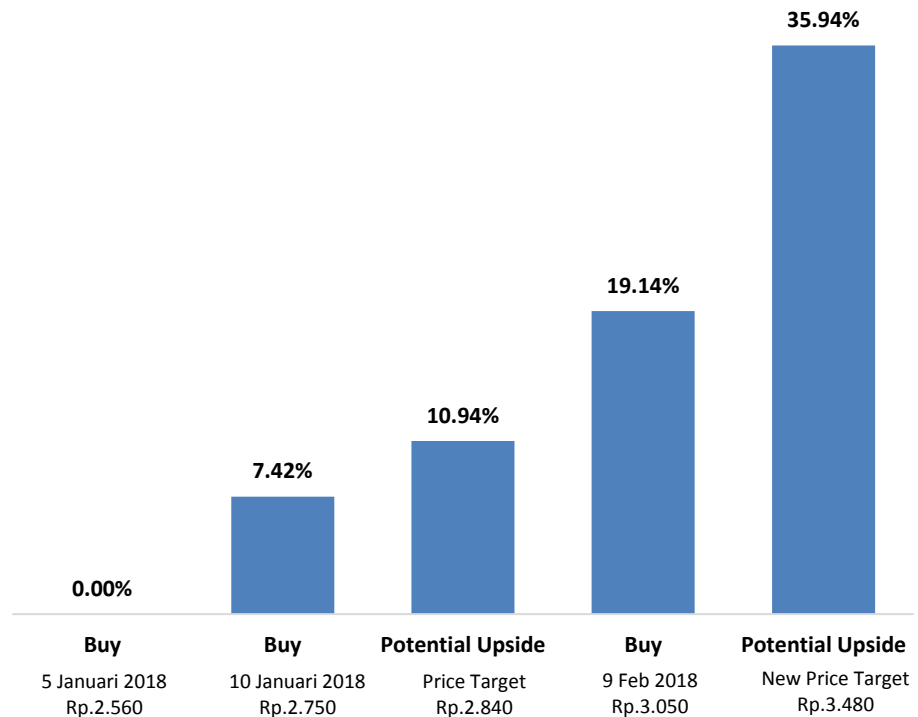
Kinerja saham PTBA cenderung menguat untuk menguji harga 3.430 hingga 3.480 sebagai target pada level *resistance* yang telah di uji sebelumnya dan target tertinggi selama 52 minggu sebelumnya

Lucky Bayu Purnomo
Research Analyst
(62-21) 2955 5777 ext.3512
lucky.purnomo@danareksa.com

Danareksa research report are also available at Reuters Multex and First Call Direct and Bloomberg



Kinerja saham PTBA



Kinerja rekomendasi stock shoot, saham PTBA

Disclaimer

The information contained in this report has been taken from sources which we deem reliable. However, none of P.T. Danareksa Sekuritas and/or its affiliated companies and/or their respective employees and/or agents makes any representation or warranty (express or implied) or accepts any responsibility or liability as to, or in relation to, the accuracy or completeness of the information and opinions contained in this report or as to any information contained in this report or any other such information or opinions remaining unchanged after the issue thereof. We expressly disclaim any responsibility or liability (express or implied) of P.T. Danareksa Sekuritas, its affiliated companies and their respective employees and agents whatsoever and howsoever arising (including, without limitation for any claims, proceedings, action, suits, losses, expenses, damages or costs) which may be brought against or suffered by any person as a results of acting in reliance upon the whole or any part of the contents of this report and neither P.T. Danareksa Sekuritas, its affiliated companies or their respective employees or agents accepts liability for any errors, omissions or mis-statements, negligent or otherwise, in the report and any liability in respect of the report or any inaccuracy therein or omission therefrom which might otherwise arise is hereby expressly disclaimed. The information contained in this report is not be taken as any recommendation made by P.T. Danareksa Sekuritas or any other person to enter into any agreement with regard to any investment mentioned in this document. This report is prepared for general circulation. It does not have regards to the specific person who may receive this report. In considering any investments you should make your own independent assessment and seek your own professional financial and legal advice.

PT Ramayana Lestari Sentosa Tbk (RALS)

Call Buy

Last 1.170

Target 1.300

Stop loss 1.085

52wk Range 835 - 1,500

Highlight

Kinerja saham RALS cenderung menguat untuk menguji harga 1.300 sebagai target pertama pada level *resistance* yang telah di uji sebelumnya

Potensi reversal terhadap saham RALS disertai dengan kinerja saham RALS yang berada dalam kondisi *oversold* atau jenuh jual dengan peluang menguat

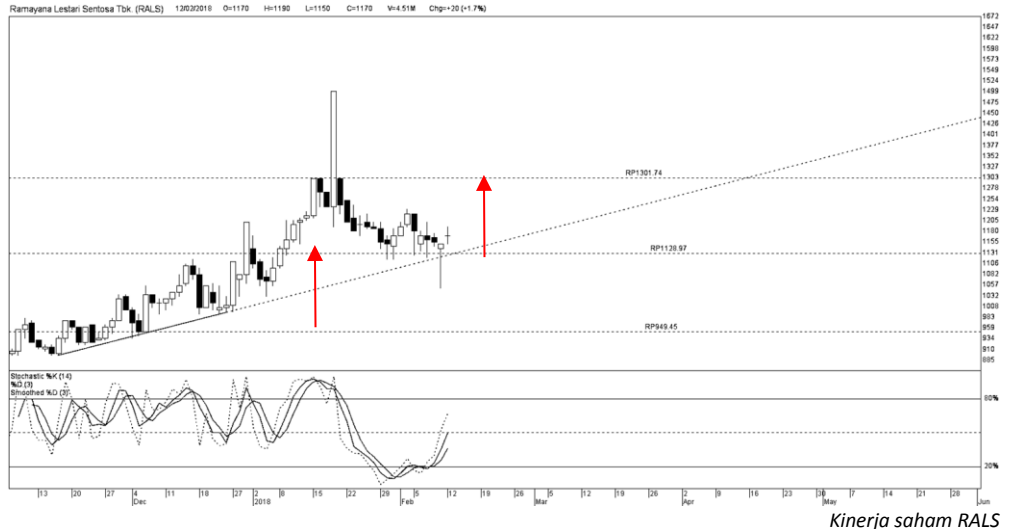
Lucky Bayu Purnomo

Research Analyst

(62-21) 2955 5777 ext.3512

lucky.purnomo@danareksa.com

Danareksa research report are also available at Reuters Multex and First Call Direct and Bloomberg



Kinerja saham RALS



Kinerja saham RALS

Disclaimer

The information contained in this report has been taken from sources which we deem reliable. However, none of P.T. Danareksa Sekuritas and/or its affiliated companies and/or their respective employees and/or agents makes any representation or warranty (express or implied) or accepts any responsibility or liability as to, or in relation to, the accuracy or completeness of the information and opinions contained in this report or as to any information contained in this report or any other such information or opinions remaining unchanged after the issue thereof. We expressly disclaim any responsibility or liability (express or implied) of P.T. Danareksa Sekuritas, its affiliated companies and their respective employees and agents whatsoever and howsoever arising (including, without limitation for any claims, proceedings, action, suits, losses, expenses, damages or costs) which may be brought against or suffered by any person as a result of acting in reliance upon the whole or any part of the contents of this report and neither P.T. Danareksa Sekuritas, its affiliated companies or their respective employees or agents accepts liability for any errors, omissions or mis-statements, negligent or otherwise, in the report and any liability in respect of the report or any inaccuracy therein or omission therefrom which might otherwise arise is hereby expressly disclaimed. The information contained in this report is not to be taken as any recommendation made by P.T. Danareksa Sekuritas or any other person to enter into any agreement with regard to any investment mentioned in this document. This report is prepared for general circulation. It does not have regards to the specific person who may receive this report. In considering any investments you should make your own independent assessment and seek your own professional financial and legal advice.