

Indeks Harga Saham Gabungan (IHSG)

Signal Positive

Last 6.500

Target 6.535

52wk Range 5,228 - 6,529

Highlight

Kinerja Indeks Harga Saham Gabungan (IHSG) cenderung menguat setelah berada dan melampaui level *resistance* pada kisaran 6.478

Global Index

S&P 500
2,832.97
+22.67(+0.81%)

Dow 30
26,214.60
+142.88(+0.55%)

Nasdaq
7,408.03
+71.65(+0.98%)

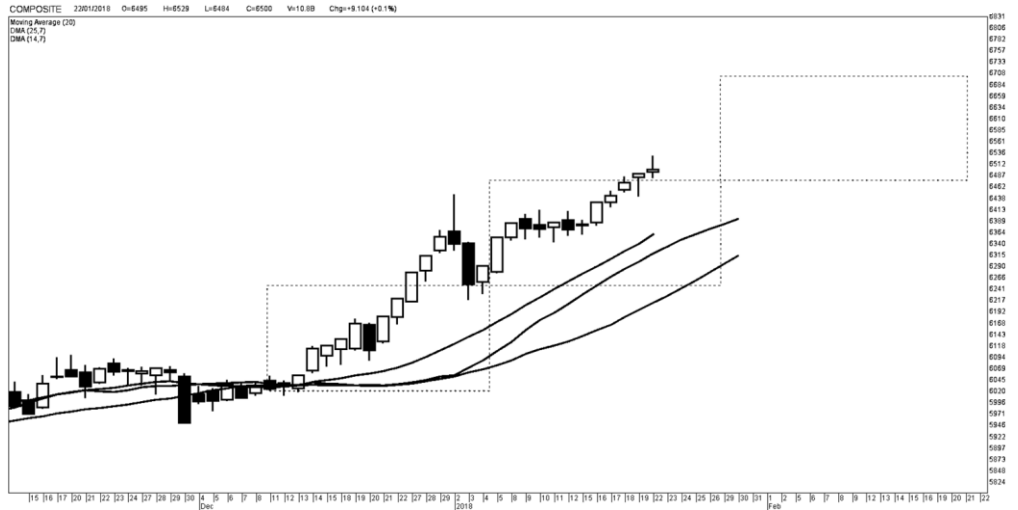
Lucky Bayu Purnomo

Research Analyst

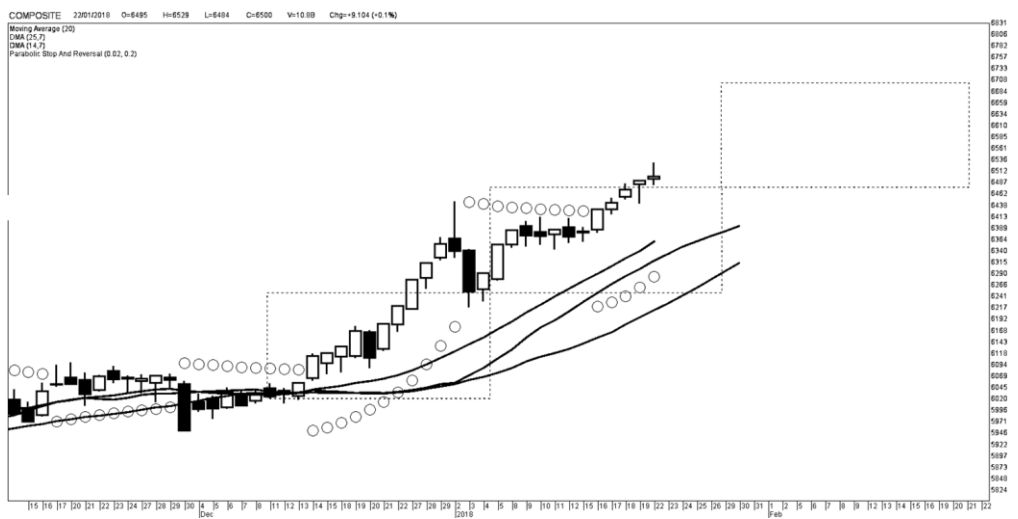
(62-21) 2955 577 ext.3512

lucky.purnomo@danareksa.com

Danareksa research report are also available at Reuters Multex and First Call Direct and Bloomberg



Kinerja IHSG



Kinerja IHSG

Resistance 3	6,610	Support 1	6,295
Resistance 2	6,490	Support 2	6,251
Resistance 1	6,415	Support 3	6,131
Pivot Point	6,370		

Support & Resistance IHSG

Disclaimer

The information contained in this report has been taken from sources which we deem reliable. However, none of P.T. Danareksa Sekuritas and/or its affiliated companies and/or their respective employees and/or agents makes any representation or warranty (express or implied) or accepts any responsibility or liability as to, or in relation to, the accuracy or completeness of the information and opinions contained in this report or as to any information contained in this report or any other such information or opinions remaining unchanged after the issue thereof.

We expressly disclaim any responsibility or liability (express or implied) of P.T. Danareksa Sekuritas, its affiliated companies and their respective employees and agents whatsoever and howsoever arising (including, without limitation for any claims, proceedings, action, suits, losses, expenses, damages or costs) which may be brought against or suffered by any person as a result of acting in reliance upon the whole or any part of the contents of this report and neither P.T. Danareksa Sekuritas, its affiliated companies or their respective employees or agents accepts liability for any errors, omissions or mis-statements, negligent or otherwise, in the report and any liability in respect of the report or any inaccuracy therein or omission therefrom which might otherwise arise is hereby expressly disclaimed. The information contained in this report is not to be taken as any recommendation made by P.T. Danareksa Sekuritas or any other person to enter into any agreement with regard to any investment mentioned in this document. This report is prepared for general circulation. It does not have regards to the specific person who may receive this report. In considering any investments you should make your own independent assessment and seek your own professional financial and legal advice.

PT Astra International Tbk (ASII)

Call Buy

Last 8.250

Target 8.550 - 8.650

Stop loss 7.890

52wk Range 7,625 - 9,350

Highlight

Kinerja saham ASII cenderung menguat untuk menguji harga 8.550 sebagai target pertama pada level *resistance*, dengan target harga tertinggi pada harga 8.650 sebagai level *resistance* yang telah diuji sebelumnya

Lucky Bayu Purnomo

Research Analyst

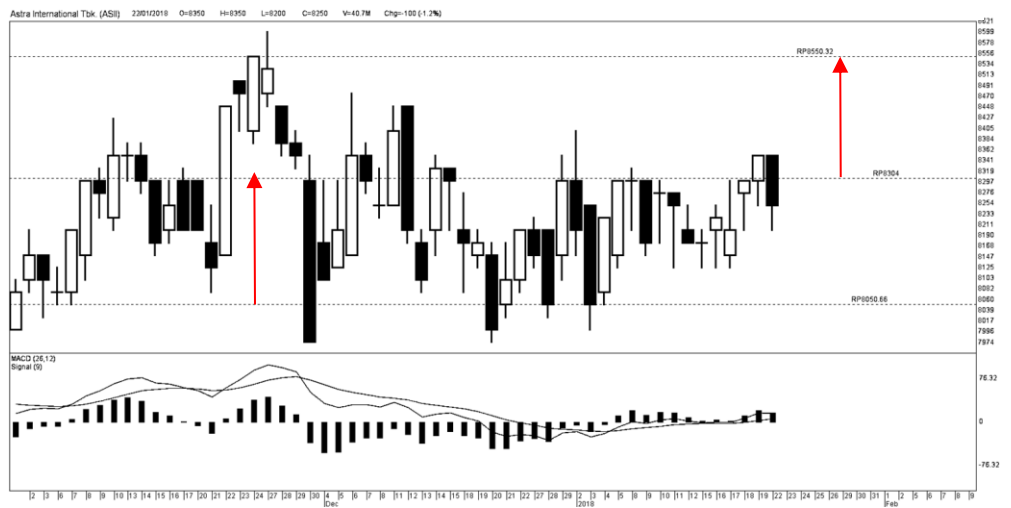
(62-21) 2955 5777 ext.3512

lucky.purnomo@danareksa.com

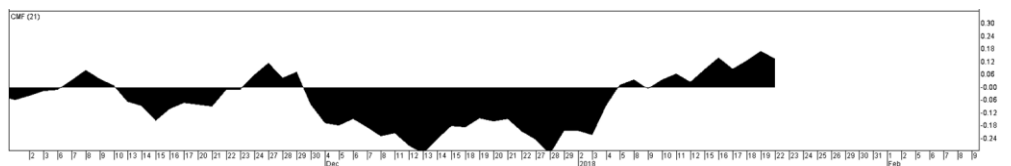
Danareksa research report are also available at Reuters Multex and First Call Direct and Bloomberg



Kinerja saham ASII



Kinerja saham ASII



Disclaimer

The information contained in this report has been taken from sources which we deem reliable. However, none of P.T. Danareksa Sekuritas and/or its affiliated companies and/or their respective employees and/or agents makes any representation or warranty (express or implied) or accepts any responsibility or liability as to, or in relation to, the accuracy or completeness of the information and opinions contained in this report or as to any information contained in this report or any other such information or opinions remaining unchanged after the issue thereof. We expressly disclaim any responsibility or liability (express or implied) of P.T. Danareksa Sekuritas, its affiliated companies and their respective employees and agents whatsoever and howsoever arising (including, without limitation for any claims, proceedings, action, suits, losses, expenses, damages or costs) which may be brought against or suffered by any person as a result of acting in reliance upon the whole or any part of the contents of this report and neither P.T. Danareksa Sekuritas, its affiliated companies or their respective employees or agents accepts liability for any errors, omissions or mis-statements, negligent or otherwise, in the report and any liability in respect of the report or any inaccuracy therein or omission therefrom which might otherwise arise is hereby expressly disclaimed. The information contained in this report is not to be taken as any recommendation made by P.T. Danareksa Sekuritas or any other person to enter into any agreement with regard to any investment mentioned in this document. This report is prepared for general circulation. It does not have regards to the specific person who may receive this report. In considering any investments you should make your own independent assessment and seek your own professional financial and legal advice.

PT Garuda Maintenance Facility Aero Asia (GMFI.JK)

Call Buy

Last 350

Target 400

Stop loss 330

52wk Range 298 - 408

Highlight

Kinerja saham GMFI cenderung menguat untuk menguji harga 380 sebagai target pertama pada level *resistance*, dengan target harga tertinggi pada harga 408 sebagai level tertinggi selama 52 minggu sebelumnya

Lucky Bayu Purnomo

Research Analyst

(62-21) 2955 5777 ext.3512

lucky.purnomo@danareksa.com

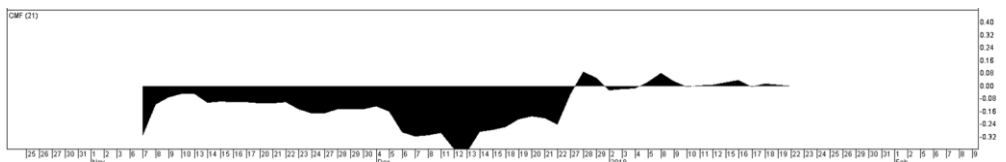
Danareksa research report are also available at Reuters Multex and First Call Direct and Bloomberg



Kinerja saham GMFI



Kinerja saham GMFI



Disclaimer

The information contained in this report has been taken from sources which we deem reliable. However, none of P.T. Danareksa Sekuritas and/or its affiliated companies and/or their respective employees and/or agents makes any representation or warranty (express or implied) or accepts any responsibility or liability as to, or in relation to, the accuracy or completeness of the information and opinions contained in this report or as to any information contained in this report or any other such information or opinions remaining unchanged after the issue thereof. We expressly disclaim any responsibility or liability (express or implied) of P.T. Danareksa Sekuritas, its affiliated companies and their respective employees and agents whatsoever and howsoever arising (including, without limitation for any claims, proceedings, action, suits, losses, expenses, damages or costs) which may be brought against or suffered by any person as a result of acting in reliance upon the whole or any part of the contents of this report and neither P.T. Danareksa Sekuritas, its affiliated companies or their respective employees or agents accepts liability for any errors, omissions or mis-statements, negligent or otherwise, in the report and any liability in respect of the report or any inaccuracy therein or omission therefrom which might otherwise arise is hereby expressly disclaimed. The information contained in this report is not to be taken as any recommendation made by P.T. Danareksa Sekuritas or any other person to enter into any agreement with regard to any investment mentioned in this document. This report is prepared for general circulation. It does not have regards to the specific person who may receive this report. In considering any investments you should make your own independent assessment and seek your own professional financial and legal advice.

PT Indofood Sukses Makmur Tbk (INDF)

Call Buy

Last 8.075

Target 9.000

Stop loss 5.705

52wk Range 7,275 - 9,000

Highlight

Kinerja saham INDF cenderung menguat untuk menguji harga 8.550 sebagai target pertama pada level *resistance*, dengan target harga tertinggi pada harga 9.000 sebagai level tertinggi selama 52 minggu sebelumnya

Lucky Bayu Purnomo
 Research Analyst
 (62-21) 2955 5777 ext.3512
 lucky.purnomo@danareksa.com


Danareksa research report are also available at Reuters Multex and First Call Direct and Bloomberg



Kinerja saham INDF



Kinerja saham INDF



Disclaimer

The information contained in this report has been taken from sources which we deem reliable. However, none of P.T. Danareksa Sekuritas and/or its affiliated companies and/or their respective employees and/or agents makes any representation or warranty (express or implied) or accepts any responsibility or liability as to, or in relation to, the accuracy or completeness of the information and opinions contained in this report or as to any information contained in this report or any other such information or opinions remaining unchanged after the issue thereof. We expressly disclaim any responsibility or liability (express or implied) of P.T. Danareksa Sekuritas, its affiliated companies and their respective employees and agents whatsoever and howsoever arising (including, without limitation for any claims, proceedings, action, suits, losses, expenses, damages or costs) which may be brought against or suffered by any person as a result of acting in reliance upon the whole or any part of the contents of this report and neither P.T. Danareksa Sekuritas, its affiliated companies or their respective employees or agents accepts liability for any errors, omissions or mis-statements, negligent or otherwise, in the report and any liability in respect of the report or any inaccuracy therein or omission therefrom which might otherwise arise is hereby expressly disclaimed. The information contained in this report is not to be taken as any recommendation made by P.T. Danareksa Sekuritas or any other person to enter into any agreement with regard to any investment mentioned in this document. This report is prepared for general circulation. It does not have regards to the specific person who may receive this report. In considering any investments you should make your own independent assessment and seek your own professional financial and legal advice.

PT Jasa Marga (Persero) Tbk (JSMR)

Call Buy

Last 6.025

Target 6.775

Stop loss 5.705

52wk Range 4,150 - 6,775

Highlight

Kinerja saham JSMR cenderung menguat untuk menguji harga 6.550 sebagai target pertama pada level *resistance*, dengan target harga tertinggi pada harga 6.775 sebagai level tertinggi selama 52 minggu sebelumnya

Lucky Bayu Purnomo

Research Analyst

(62-21) 2955 5777 ext.3512

lucky.purnomo@danareksa.com

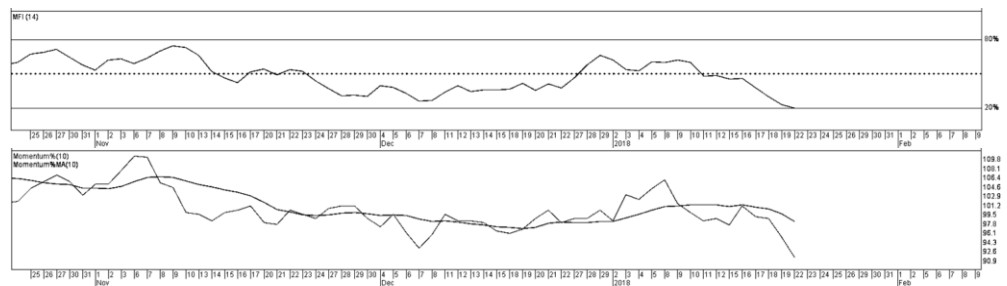
Danareksa research report are also available at Reuters Mulfex and First Call Direct and Bloomberg



Kinerja saham JSMR



Kinerja saham JSMR



Kinerja saham JSMR

Disclaimer

The information contained in this report has been taken from sources which we deem reliable. However, none of P.T. Danareksa Sekuritas and/or its affiliated companies and/or their respective employees and/or agents makes any representation or warranty (express or implied) or accepts any responsibility or liability as to, or in relation to, the accuracy or completeness of the information and opinions contained in this report or as to any information contained in this report or any other such information or opinions remaining unchanged after the issue thereof. We expressly disclaim any responsibility or liability (express or implied) of P.T. Danareksa Sekuritas, its affiliated companies and their respective employees and agents whatsoever and howsoever arising (including, without limitation for any claims, proceedings, action, suits, losses, expenses, damages or costs) which may be brought against or suffered by any person as a result of acting in reliance upon the whole or any part of the contents of this report and neither P.T. Danareksa Sekuritas, its affiliated companies or their respective employees or agents accepts liability for any errors, omissions or mis-statements, negligent or otherwise, in the report and any liability in respect of the report or any inaccuracy therein or omission therefrom which might otherwise arise is hereby expressly disclaimed. The information contained in this report is not to be taken as any recommendation made by P.T. Danareksa Sekuritas or any other person to enter into any agreement with regard to any investment mentioned in this document. This report is prepared for general circulation. It does not have regards to the specific person who may receive this report. In considering any investments you should make your own independent assessment and seek your own professional financial and legal advice.

PT United Tractors Tbk (UNTR)

Call Buy

Last 38.525

Target 41.000

Stop loss 36.400

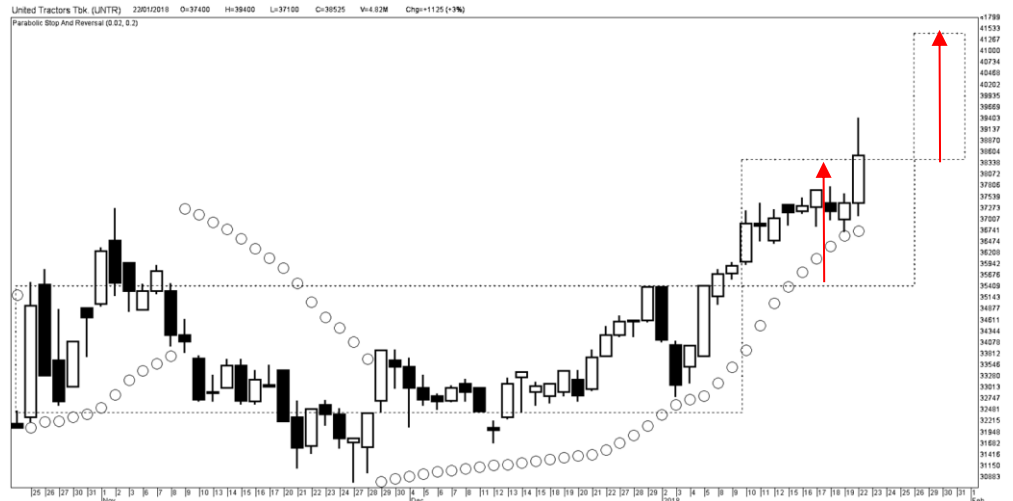
52wk Range 21,500 - 39,400

Highlight

Kinerja saham UNTR cenderung menguat untuk menguji harga 39.400 sebagai target pertama pada level *resistance*, dengan target harga tertinggi pada harga 41.000 sebagai level *resistance* disertai kinerja UNTR yang berada dalam teritori *uptrend*

Lucky Bayu Purnomo
 Research Analyst
 (62-21) 2955 5777 ext.3512
 lucky.purnomo@danareksa.com

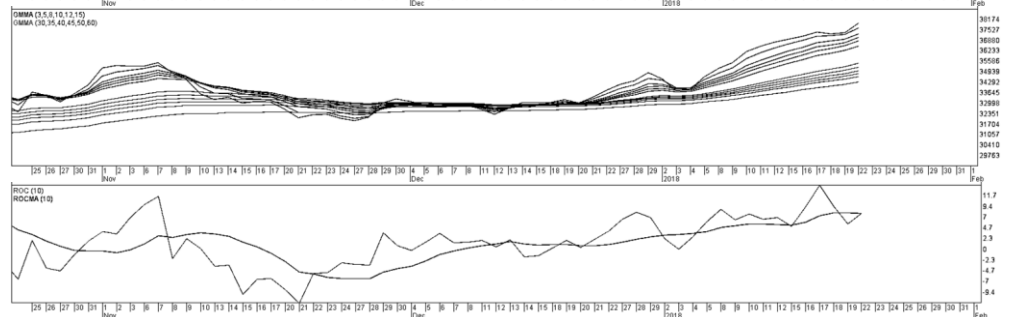
Danareksa research report are also available at Reuters Multex and First Call Direct and Bloomberg



Kinerja saham UNTR



Kinerja saham UNTR



Disclaimer

The information contained in this report has been taken from sources which we deem reliable. However, none of P.T. Danareksa Sekuritas and/or its affiliated companies and/or their respective employees and/or agents makes any representation or warranty (express or implied) or accepts any responsibility or liability as to, or in relation to, the accuracy or completeness of the information and opinions contained in this report or as to any information contained in this report or any other such information or opinions remaining unchanged after the issue thereof. We expressly disclaim any responsibility or liability (express or implied) of P.T. Danareksa Sekuritas, its affiliated companies and their respective employees and agents whatsoever and howsoever arising (including, without limitation for any claims, proceedings, action, suits, losses, expenses, damages or costs) which may be brought against or suffered by any person as a result of acting in reliance upon the whole or any part of the contents of this report and neither P.T. Danareksa Sekuritas, its affiliated companies or their respective employees or agents accepts liability for any errors, omissions or mis-statements, negligent or otherwise, in the report and any liability in respect of the report or any inaccuracy therein or omission therefrom which might otherwise arise is hereby expressly disclaimed. The information contained in this report is not to be taken as any recommendation made by P.T. Danareksa Sekuritas or any other person to enter into any agreement with regard to any investment mentioned in this document. This report is prepared for general circulation. It does not have regards to the specific person who may receive this report. In considering any investments you should make your own independent assessment and seek your own professional financial and legal advice.