

Sapa Mentari

Sajian Pagi Menu Trading dari BRI Danareksa Sekuritas

Jumat, 26 November 2021



Disclaimer

The information contained in this report has been taken from sources which we deem reliable. However, none of BRI Danareksa Sekuritas and/or its affiliated companies and/or their respective employees and/or agents makes any representation or warranty (express or implied) or accepts any responsibility or liability as to, or in relation to, the accuracy or completeness of the information and opinions contained in this report or as to any information contained in this report or any other such information or opinions remaining unchanged after the issue thereof.

We expressly disclaim any responsibility or liability (express or implied) of BRI Danareksa Sekuritas, its affiliated companies and their respective employees and agents whatsoever and howsoever arising (including, without limitation for any claims, proceedings, action, suits, losses, expenses, damages or costs) which may be brought against or suffered by any person as a result of acting in reliance upon the whole or any part of the contents of this report and neither BRI Danareksa Sekuritas, its affiliated companies or their respective employees or agents accepts liability for any errors, omissions or misstatements, negligent or otherwise, in the report and any liability in respect of the report or any inaccuracy therein or omission there from which might otherwise arise is hereby expressly disclaimed.

The information contained in this report is not to be taken as any recommendation made by BRI Danareksa Sekuritas or any other person to enter into any agreement with regard to any investment mentioned in this document. This report is prepared for general circulation. It does not have regard to the specific person who may receive this report. In considering any investments you should make your own independent assessment and seek your own professional financial and legal advice.



BRI|prioritas

Gerbang Nasabah Prioritas

**Dapatkan Akses BRI Prioritas Tanpa Batas,
Khusus untuk Nasabah BRI Danareksa Sekuritas!**

**RAIH BRIZZI
Rp. 200K GRATIS!!**
Kuota Terbatas



Kriteria Nasabah yang Dapat Mengikuti Program GNP



Memiliki RDN BRI



Memiliki rekening
withdrawal Britama Bisnis



Belum menjadi nasabah
BRI Prioritas



Berlaku sampai dengan
31 Desember 2021

KEY INDEX PERFORMANCE

	Price	1D	1W	1M	YTD
IDX	6,699.35	0.24%	0.95%	0.64%	12.05%
LQ45	965.14	0.66%	2.03%	0.01%	3.24%
Global					
Dow Jones	35,804.38	0.00%	-0.19%	0.14%	16.98%
S&P 500	4,701.46	0.00%	-0.11%	2.77%	25.17%
NASDAQ	15,845.2	0.00%	-0.93%	4.00%	22.94%
EIDO, VIX & DXY					
EIDO	23.67	-0.29%	0.64%	-2.63%	1.07%
VIX	18.58	0.00%	5.63%	16.27%	-18.33%
DXY	96.757	-0.12%	1.27%	3.00%	7.63%
Asean & Regional					
Thailand (SET)	1,648.46	-0.08%	-0.16%	0.76%	13.74%
Philippines (PSI)	7,369.27	-0.67%	0.96%	1.62%	3.22%
Malaysia (KLCI)	1,517.60	-0.31%	-0.41%	-4.20%	-6.74%
Vietnam (VN)	1,500.81	0.80%	2.11%	7.85%	35.96%
China (SSEC)	3,584.18	-0.24%	1.80%	-0.37%	3.20%
Hong Kong (HSI)	24,740.16	0.22%	-2.29%	-4.99%	-9.15%
Singapore (STI)	3,222	-0.16%	0.09%	-0.30%	-19.63%
Japan (N225)	29,499.28	0.67%	-0.34%	1.35%	7.49%
Korea (KS11)	2,980.27	-0.47%	1.12%	-2.26%	3.72%
Taiwan (TWII)	17,654.19	0.07%	-1.05%	3.64%	19.83%
India (NSE)	17,536.25	0.70%	-1.29%	-4.01%	25.42%

CURRENCY AND BOND YIELD

	Rate	1D	1W	1M	YTD
USD/IDR	14,267.5	0.09%	0.30%	0.83%	1.55%
USD/JPY	115.36	-0.06%	0.98%	1.07%	11.74%
EUR/USD	1.1208	0.10%	-1.42%	-3.34%	-8.23%
GBP/USD	1.3320	-0.02%	-1.25%	-3.25%	-2.59%
Indonesia 10-Year (%)	6.196	0.13%	1.34%	1.93%	5.57%
United States 10-Year (%)	1.643	0.00%	3.52%	2.07%	79.27%

HARD & SOFT COMMODITY

	Price	1D	1W	1M	YTD
Nickel	20,725.00	-0.58%	5.53%	3.16%	24.75%
Coal	184.50	0.54%	17.44%	-5.60%	131.93%
Gold	1,788.30	0.22%	-3.93%	-0.28%	-6.17%
Silver	23.595	0.42%	-5.24%	-2.05%	-11.26%
Copper	4.4375	-0.48%	3.09%	-1.08%	25.82%
Tin	39,740.00	-0.55%	3.35%	6.19%	95.52%
Soy Bean	1,265.50	-0.01%	0.00%	2.22%	-3.78%
Soy Oil	60.73	0.98%	2.64%	-2.54%	40.16%
Wheat	235.10	1.27%	5.38%	11.85%	18.44%
Sugar	511.20	-1.39%	-1.05%	-0.02%	21.45%
Pulp	5160	0.00%	-1.05%	-0.57%	-17.18%
Rubber	180.00	1.24%	4.53%	2.27%	19.76%
Corn	579.25	-0.03%	1.09%	6.58%	19.68%
Palm Oil	4,927	0.22%	-1.87%	0.39%	37.34%
Oil (Brent)	82.25	0.00%	1.24%	-4.80%	58.78%
Oil (WTI)	78.08	-0.40%	-1.18%	-7.76%	60.92%

Source : investing.com, Barchart



FOKUS HARI INI

*Rekomendasi kami pada halaman ini menggunakan proyeksi 1 tahun buku, kecuali ada update perkembangan selanjutnya.

► Metal Mining (Overweight) : Solid Fundamentals

Kami berekspektasi harga nikel dan timah akan melanjutkan penguatan nya berkat penguatan *demand* dari global terhadap nikel berbarengan dengan risiko *supply* dari global dampak dari penutupan sementara beberapa tambang dan krisis energi di China. Terlepas dari ekspektasi bahwa harga logam dasar akan melemah di 2H22, kami percaya Perusahaan *metal mining* masih dapat membukukan laba bersih yang *solid* pada FY22.

Full Report : [Klik disini](#)

► Sarana Menara Nusantara (TOWR, BUY TP 2000) : 3Q21 Increments From The Non Tower Biz

Segmen *non-tower* menjadi satu-satunya kontributor kenaikan pendapatan pada 3Q21 berkat adanya *tower fiberization* dan *business connectivity*. Oleh karenanya, *EBITDA margin* berhasil dibukukan membaik pada 3Q21. Adapun proyeksi kami untuk 4Q21, sudah memperhitungkan dampak dari akuisisi STP baik dari segi keuangan, menara dan *fiber*.

Full Report : [Klik disini](#)

► Telkom Indonesia (TLKM, BUY TP4600) : Showing Strengths in All Cylinders

Segmen bisnis *enterprise* dan *consumer* milik TLKM berhasil membukukan pertumbuhan *double digit* baik secara kuartalan maupun tahunan. *EBITDA margin* dilaporkan menembus rekor baru dan laba bersih turut serta bertahan di level tertingginya. Oleh karenanya, kinerja TLKM secara akumulasi 9M21 mengalahkan estimasi kami dan konsensus.

Full Report : [Klik disini](#)

► Solusi Tunas Pratama (SUPR) : Tender Offer Oleh Protelindo

Dengan diakuisisinya 94.03% kepemilikan SUPR oleh TOWR melalui Protelindo, maka Protelindo wajib melakukan *tender offer* atas 5.97% saham yang tersisa. Dengan asumsi sisa saham sebanyak 67.96juta lembar pada harga IDR15,640/lembar, maka nilai penawaran *tender* tersebut dapat mencapai IDR1.06tn. Adapun penawaran *tender* akan digelar pada 26-27 November 2021.

(Source : Kontan)

► Dharma Satya Nusantara (DSNG) : Kinerja ESG (Environment, Social and Governance)

DSNG meraih peringkat ke-7 dari 100 perusahaan sawit global dalam daftar ranking Penilaian Transparansi Kebijakan ESG SPOTT (*Sustainability Policy Transparency Toolkit*) tahun 2021. Ranking ini membaik dari tahun sebelumnya di peringkat 16 dan menjadikan DSNG satu-satunya Perusahaan Indonesia dalam 10 besar ranking tersebut. Harapannya dengan capaian ini, dapat meningkatkan kualitas dan jangkauan penjualan produk sawit milik DSNG.

(Source : Investor Daily)



Trading Ideas

oleh Hadyatma Dahna Marta – Technical Analyst BRIDS

Composite Daily



S2	S1	R1	R2
6,628	6,694	6,799	6,876

Last Price: 6,699

- IHSG diprediksi bergerak mixed cenderung menguat terbatas
- Indikator MACD negatif melemah
- Indikator Stochastic netral konsolidasi
- Indikator RSI netral konsolidasi

INDY – Buy On Break



TP1	TP2	SL1	SL2
1750	1775	1690	1660

Last Price: 1725

Trading Range : 1660 - 1775

- Volume transaksi stabil di bawah rata-rata
- Indikator MACD positif golden cross
- Indikator Stochastic netral menguat menuju area oversold
- Indikator RSI netral menguat menuju area oversold

LSIP – Buy On Weakness



TP1	TP2	SL1	SL2
1355	1365	1330	1315

Last Price : 1345

Trading Range : 1315 - 1365

- Volume transaksi stabil di bawah rata-rata
- Indikator MACD negatif melemah
- Indikator Stochastic netral menguat
- Indikator RSI netral menguat

BRPT – Trading Buy



TP1	TP2	SL1	SL2
1090	1105	1060	1045

Last Price : 1075

Trading Range : 1045 – 1105

- Indikator volume transaksi meningkat diatas rata-rata
- Indikator MACD positif menguat
- Indikator Stochastic netral menguat menuju area overbought
- Indikator RSI menguat dalam area overbought

SAME – Sell



TP1	TP2	SL1	SL2
408	402	422	430

Last Price: 414

Trading Range : 402 - 430

- Volume transaksi stabil meningkat di bawah rata-rata
- Indikator MACD negatif konsolidasi
- Indikator Stochastic netral melemah
- Indikator RSI netral melemah

EMTK - Sell



TP1	TP2	SL1	SL2
1810	1765	1950	2040

Last Price : 1860

Trading Range : 1765 - 2040

- Volume transaksi meningkat di atas rata-rata
- Indikator MACD negatif menguat
- Indikator Stochastic netral melemah menuju oversold
- Indikator RSI netral melemah menuju oversold

STOCK PICK

TREND TRADE						
Code	Action	Call Price	Last Price	Target Price	Stop Loss	Remarks
ICBP	BUY	8.950	8.950	9.800	8.700	Rebound From Lower Day 10
BRMS	BUY	105	121	150	85	Rebound From Lower Day 10
HMSP	BUY	1.045	1.025	1.150	1.000	Rebound From Lower Day 5
PGAS	BUY	1.610	1.630	1.800	1.450	Breakout Rectangle Day 2

Catatan:

Trend Trade/Minor Trend memiliki rentang waktu hold position dalam 30 hari.*rekomendasi baru
Call Price adalah harga pada saat rekomendasi dikeluarkan

SWING TRADE						
Code	Action	Call Price	Last Price	Target Price	Stop Loss	Remarks
ERAA	BUY	640	635	710	600	Potentially Rounding Bottom Day 10
ANTM	BUY	2.400	2.440	2.550	2.300	Rebound From Demand Area Day 10
TINS	BUY	1.585	1.680	1.770	1.515	Potentially Break Midchannel Day 7

Catatan:

Swing Trade memiliki rentang waktu hold position dalam 3-10 hari.*rekomendasi baru
Call Price adalah harga pada saat rekomendasi dikeluarkan





















DAY TRADE										
NO	CODE	LAST PRICE	PREV DAY	Δ	% CHG	ACTION	TP1	TP2	SL1	SL2
1	INDY	1725	1700	25	1,47%	BUY	1.750	1.775	1.690	1.660
2	LSIP	1345	1325	20	1,51%	BUY	1.355	1.365	1.330	1.315
3	ADRO	1745	1695	50	2,95%	BUY	1.770	1.790	1.705	1.665
4	AALI	10400	10225	175	1,71%	BUY	10.475	10.525	10.275	10.150
5	BRPT	1075	1065	10	0,94%	BUY	1.090	1.105	1.060	1.045
6	WIKA	1325	1310	15	1,15%	BUY	1.340	1.350	1.310	1.295
7	IMAS	1030	1020	10	0,98%	BUY	1.050	1.070	1.010	995
8	ACES	1415	1410	5	0,35%	BUY	1.420	1.425	1.410	1.405
9	SAME	414	420	-6	-1,43%	SELL	408	402	422	430
10	EMTK	1860	1960	-100	-5,10%	SELL	1.810	1.765	1.950	2.040
11	AKRA	4170	4300	-130	-3,02%	SELL	4.110	4.050	4.270	4.370
12	SMSM	1315	1335	-20	-1,50%	SELL	1.295	1.275	1.345	1.370
13	LPPF	4420	4660	-240	-5,15%	SELL	4.270	4.120	4.640	4.850
14	WOOD	775	820	-45	-5,49%	SELL	760	745	805	835
15	CLEO	458	468	-10	-2,14%	SELL	454	450	466	474

Keterangan Day Trade Stock Pick :

1. Data kumpulan saham diambil dari BRIDS Technical Universe
2. Data diurutkan berdasarkan value transaksi terbesar selama 20 hari bursa terakhir
3. SL1 (Stop Loss 1) = Batas bawah pertama yang direkomendasikan untuk melakukan CUT LOSS
4. SL2 (Stop Loss 2) = Batas bawah kedua yang direkomendasikan untuk melakukan CUT LOSS
5. TP1 (Target Price 1) = Batas atas pertama yang direkomendasikan untuk melakukan TAKE PROFIT
6. TP2 (Target Price 2) = Batas atas kedua yang direkomendasikan untuk melakukan TAKE PROFIT



Sales Team

Deni Herdiana*Head - Retail Customer Distribution* deni.herdiana@bridanareksasekuritas.co.id (021) 50914100**I Wayan Satia Jaya***Branch Manager - Coordinator* Palembang, Depok satia@bridanareksasekuritas.co.id (021) 78849149**Rudy Ruslim***Branch Manager* Mangga Dua rudyr@bridanareksasekuritas.co.id (021) 62301988**Upik Yuzarni***Branch Manager* Pondok Indah upik_y@bridanareksasekuritas.co.id (021) 29555777**Maryadi Suwondo***Branch Manager* Bandung maryadi@bridanareksasekuritas.co.id (022) 860 210 30**Yahuda Nawa Yanukrisna***Branch Manager* Yogyakarta, Solo, Semarang yahuda@danareksa.com (0274) 551181**Rachma Yudyawati***Branch Manager* Surabaya, Malang rachma@bridanareksasekuritas.co.id (031) 5345888**Martha Hidayat***Branch Manager* Medan marthah@bridanareksasekuritas.co.id (061) 4528100**Umar Bin Aziz***Branch Manager* Makassar umarba@bridanareksasekuritas.co.id (0411) 8114011