



# Sapa Mentari

Sajian Pagi Menu Trading dari BRI Danareksa Sekuritas

Rabu, 10 Agustus 2022



## Disclaimer

The information contained in this report has been taken from sources which we deem reliable. However, none of BRI Danareksa Sekuritas and/or its affiliated companies and/or their respective employees and/or agents makes any representation or warranty (express or implied) or accepts any responsibility or liability as to, or in relation to, the accuracy or completeness of the information and opinions contained in this report or as to any information contained in this report or any other such information or opinions remaining unchanged after the issue thereof.

We expressly disclaim any responsibility or liability (express or implied) of BRI Danareksa Sekuritas, its affiliated companies and their respective employees and agents whatsoever and howsoever arising (including, without limitation for any claims, proceedings, action, suits, losses, expenses, damages or costs) which may be brought against or suffered by any person as a result of acting in reliance upon the whole or any part of the contents of this report and neither BRI Danareksa Sekuritas, its affiliated companies or their respective employees or agents accepts liability for any errors, omissions or misstatements, negligent or otherwise, in the report and any liability in respect of the report or any inaccuracy therein or omission there from which might otherwise arise is hereby expressly disclaimed.

The information contained in this report is not to be taken as any recommendation made by BRI Danareksa Sekuritas or any other person to enter into any agreement with regard to any investment mentioned in this document. This report is prepared for general circulation. It does not have regard to the specific person who may receive this report. In considering any investments you should make your own independent assessment and seek your own professional financial and legal advice.



30  
TAHUN  
1992-2022

BRI danareksa sekuritas

BRI

## BUKA REKENING SEKARANG!

[eform.brights.co.id](https://eform.brights.co.id)

**SPECIAL PROMO**

**FEE TRANSAKSI SAHAM**

# 0.1

**BERLAKU UNTUK PEMBUKAAN REKENING BARU JULI-AGUSTUS 2022**

**KLIC DISINI**

**BAGI KAMU PENGGUNA**

\*syarat & ketentuan berlaku

## KEY INDEX PERFORMANCE

### Domestic & Sectoral

	Price	1D	1W	1M	YTD
IDX	7,102.88	0.23%	1.64%	5.38%	7.92%
JKIDX30	537.09	0.20%	2.12%	5.00%	8.05%
LQ45	1,008.71	0.16%	2.03%	5.11%	8.30%
JKNONCYC	703.09	-0.53%	-0.30%	-0.97%	5.87%
JKINFRA	1,038.71	0.11%	3.97%	8.19%	8.28%
JKHEALTH	1,411.05	-0.85%	-1.64%	-6.55%	-0.64%
JKCYCLIC	901.08	-0.01%	0.53%	3.64%	0.07%
JKINDUST	1,310.58	-0.03%	-1.36%	12.28%	26.42%
JKTECHNO	7,966.73	0.15%	4.32%	2.36%	-11.43%
JKTRANS	2,116.60	0.77%	6.18%	11.76%	32.34%
JKENERGY	1,812.69	2.47%	-0.17%	9.94%	59.08%
JKBASIC	1,333.45	0.42%	3.56%	10.95%	8.03%
JKFINANCE	1,530.40	0.39%	1.70%	8.30%	0.23%
JKII	617.33	-0.26%	2.11%	9.08%	9.84%
JKISSI	209.42	-0.10%	1.34%	6.27%	10.79%

### Global

Dow Jones	32,774.41	-0.18%	1.17%	4.58%	-9.81%
S&P 500	4,122.47	-0.42%	0.76%	5.72%	-13.51%
NASDAQ	12,493.93	-1.19%	1.18%	7.38%	-20.14%

### EIDO, VIX & DXY

EIDO	23.80	0.38%	2.85%	9.07%	3.61%
VIX	21.77	2.25%	-9.03%	-11.65%	26.42%
DXY	106.170	-0.14%	0.06%	-0.61%	11.06%

### Europe

FTSE	7,488.15	0.08%	1.07%	4.06%	1.40%
GDAXI	13,534.97	-1.12%	0.64%	3.99%	-14.79%
CAC40	6,490.00	-0.53%	1.25%	7.57%	-9.27%

### Asean & Regional

Thailand (SET)	1,618.80	0.62%	1.87%	3.91%	-2.34%
Malaysia (KLCI)	1,497.68	0.11%	0.18%	5.04%	-4.46%
China (SSEC)	3,247.43	0.32%	1.92%	-3.24%	-10.78%
Hong Kong (HSI)	20,003.44	-0.21%	1.60%	-7.93%	-14.51%
Singapore (STI)	2,589.65	2.00%	0.09%	-0.30%	-19.63%
Japan (N225)	27,999.96	-0.88%	1.47%	5.59%	-2.75%
Korea (KS11)	2,503.46	0.42%	2.62%	6.50%	-15.92%

## CURRENCY AND BOND YIELD

	Rate	1D	1W	1M	YTD
USD/IDR	14,852.5	-0.15%	-0.25%	-0.82%	4.23%
USD/JPY	135.14	0.00%	1.47%	-0.71%	17.41%
EUR/USD	1.0212	0.01%	0.47%	0.28%	-10.17%
GBP/USD	1.2077	-0.01%	-0.77%	0.42%	-10.73%
ID10YR	7.215	1.42%	0.78%	-0.58%	13.30%
US10YR	2.779	0.58%	1.12%	-10.27%	83.82%

## COMMODITY

	Price	1D	1W	1M	YTD
Nickel	21,526.50	-0.73%	-4.29%	-0.25%	3.71%
Coal	375.00	4.02%	-10.53%	-12.75%	112.85%
Gold	1,810.50	0.29%	1.16%	3.91%	-0.99%
Silver	20.495	-0.58%	1.77%	6.55%	-12.23%
Copper	3.5892	0.08%	3.32%	1.62%	-19.21%
Tin	24,300.00	-0.63%	0.21%	-4.19%	-37.47%
Palm Oil	4.153	0.83%	5.76%	0.80%	-19.17%
Oil (Brent)	96.57	-0.08%	-3.93%	-9.75%	24.18%
Oil (WTI)	90.60	-0.18%	-4.11%	-13.60%	20.38%

Source : investing.com, Barchart



## FOKUS HARI INI

\*Rekomendasi kami pada halaman ini menggunakan proyeksi 1 tahun buku, kecuali ada update perkembangan selanjutnya.

### ► Sarana Menara Nusantara (TOWR) : Pembelian Aset *Fiber Optic*

TOWR melalui anak usahanya yaitu PT BIT Teknologi Nusantara (BIT) tercatat melakukan pembelian aset *fiber optic* dari PT Alita Praya Mitra senilai IDR801bn. Adapun transaksi ini dilakukan pada tanggal 4 Agustus 2022 dan PT Iforte Solusi Infotek menjadi penjamin pelaksana kewajiban BIT. Sebagai informasi, Alita telah memiliki jaringan *fiber optic* lebih dari 7.75 km di 63 kota dan menargetkan jaringan *fiber optic* mencapai 15 km hingga FY22.

Source : Kontan

### ► United Tractors (UNTR - BUY, TP IDR 34,000) : UNTR Acquires 21.61% Shares of ARKO

UNTR melalui PT Energia Prima Nusantara (EPN) mengakuisisi 21.61% saham Arkora Hydro (ARKO) dari ACEI Singapore Holding Private Ltd senilai IDR176.55bn. Selanjutnya, dengan masuknya Grup Astra ke dalam ARKO, UNTR diperkirakan dapat mempercepat pengembangan energi baru terutama untuk proyek skala besar dengan kapasitas lebih dari 25MW per proyek. Sebagai informasi, ARKO memiliki dua Pembangkit Listrik Tenaga Minihidro (PLTM) yang beroperasi dengan total daya 17.4MW (Cikopo 7.4MW dan Tomasa 10MW) dan ditargetkan akan mencapai 32.8MW pada tahun 2024.

Source : BRI Danareksa Sekuritas

### ► Lippo Cikarang (LPCK) : Perolehan Kinerja 1H22

LPCK mencatatkan total pendapatan dan pra penjualan pada 1H22 sebesar IDR765bn (+16.9% YoY) dan IDR641bn. Kontribusi pendapatan diperoleh dari penjualan hunian rumah tapak & apartemen dan penjualan tanah di kawasan industri masing-masing senilai IDR466bn dan IDR83bn atau berkontribusi 60.9% dan 10.9% terhadap pendapatan Perusahaan. Adapun, laba kotor pada 1H22 tercatat sebesar IDR383bn (+29.8% YoY) dengan *gross profit margin* sebesar 50% (vs 1H21 : 45%).

Source : Kontan

### ► Chandra Asri Petrochemical (TPIA) : Rencana *Stock Split*

Rapat Umum Pemegang Saham Luar Biasa (RUPSLB) TPIA pada 5 Agustus 2022 menyetujui rencana *stock split* dari nilai nominal IDR200 per saham menjadi IDR50 atau dengan rasio 1:4. Adapun tujuan dari aksi korporasi ini adalah agar harga saham menjadi lebih terjangkau khususnya bagi investor retail dan meningkatkan likuiditas perdagangan TPIA. Selain itu, RUPSLB tersebut juga menyetujui pengangkatan Prapote Stianpang sebagai anggota Direksi yang baru, menggantikan Somkoun Sriwattagaphong.

Source : Kontan

### ► Corporate Action

1. *Public Expose*: TDPM
2. RUPS: BVIC, EXCL, TDPM
3. *Cum Date Cash Dividend*: XSPI IDR10
4. *Ex Date Cash Dividend*: SMAR, SMDR



## Trading Ideas

oleh Hadyatma Dahna Marta – Trading & Investment Specialist

### Composite Daily



S2	S1	R1	R2
7,000	7,067	7,184	7,203

**Last Price: 7,102**

- IHSX diprediksi bergerak mixed cenderung melemah terbatas
- Indikator MACD positif melemah
- Indikator Stochastic overbought
- Indikator RSI overbought

### ADRO – Trading Buy



TP1	TP2	SL1	SL2
3,170	3,210	3,090	3,060

**Last Price : 3,130**

**Trading Range : 3,060 – 3,210**

- Volume transaksi stabil dibawah rata-rata
- Indikator MACD negatif konsolidasi
- Indikator Stochastic netral konsolidasi
- Indikator RSI netral konsolidasi

### BRMS – Buy On Weakness



TP1	TP2	SL1	SL2
234	238	224	218

**Last Price : 230**

**Trading Range : 218 - 238**

- Volume transaksi stabil meningkat dibawah rata-rata
- Indikator MACD positif konsolidasi
- Indikator Stochastic netral menguat
- Indikator RSI netral menguat

### AGII – Trading Buy



TP1	TP2	SL1	SL2
2,380	2,410	2,310	2,280

**Last Price : 2,350**

**Trading Range : 2,280 – 2,410**

- Volume transaksi stabil dibawah rata-rata
- Indikator MACD negatif konsolidasi
- Indikator Stochastic netral konsolidasi
- Indikator RSI netral konsolidasi

### DMMX – Sell



TP1	TP2	SL1	SL2
1,375	1,360	1,420	1,445

**Last Price: 1,395**

**Trading Range : 1,360 – 1,445**

- Volume transaksi meningkat dibawah rata-rata
- Indikator MACD negatif konsolidasi
- Indikator Stochastic oversold konsolidasi
- Indikator RSI oversold konsolidasi

### INTP – Sell



TP1	TP2	SL1	SL2
9,575	9,500	9,800	9,950

**Last Price : 9,650**

**Trading Range : 9,500 – 9,950**

- Volume transaksi menurun
- Indikator MACD positif melemah
- Indikator Stochastic netral melemah
- Indikator RSI netral melemah

## STOCK PICK

TREND TRADE						
Code	Action	Call Price	Last Price	Target Price	Stop Loss	Remarks
UNVR	BUY	4.900	4.720	5.250	4.450	Rectangle Bullish Day 20
MMLP	BUY	525	510	600	446	Breakout Midchannel Day 10
CTRA	BUY	925	940	1.000	865	Inverted Head and Shoulder Day 8

**Catatan:**

Trend Trade/Minor Trend memiliki rentang waktu hold position dalam 30 hari. \*rekomendasi baru  
Call Price adalah harga pada saat rekomendasi dikeluarkan

SWING TRADE						
Code	Action	Call Price	Last Price	Target Price	Stop Loss	Remarks
ISAT	BUY	6.800	7.100	7.400	6.550	Bullish Flag Day 6
EXCL	BUY	2.600	2.610	3.000	2.360	Inverted Head and Shoulder Day 3
MDKA	BUY	4.240	4.190	4.800	4.000	Inverted Head and Shoulder Day 2

**Catatan:**

Swing Trade memiliki rentang waktu hold position dalam 3-10 hari. \*rekomendasi baru  
Call Price adalah harga pada saat rekomendasi dikeluarkan

DAY TRADE										
NO	CODE	LAST PRICE	PREV DAY	Δ	% CHG	ACTION	TP1	TP2	SL1	SL2
1	ADRO	3130	3080	50	1,62%	BUY	3.170	3.210	3.090	3.060
2	AGII	2350	2310	40	1,73%	BUY	2.380	2.410	2.310	2.280
3	BRMS	230	224	6	2,68%	BUY	234	238	224	218
4	FREN	105	104	1	0,96%	BUY	108	110	102	98
5	LPPF	4600	4580	20	0,44%	BUY	4.570	4.540	4.640	4.670
6	TBIG	3010	3020	-10	-0,33%	BUY	3.050	3.090	2.970	2.940
7	ITMG	40225	39600	625	1,58%	BUY	40.500	40.750	39.925	39.625
8	DMMX	1395	1410	-15	-1,06%	SELL	1.375	1.360	1.420	1.445
9	INTP	9650	9750	-100	-1,03%	SELL	9.575	9.500	9.800	9.950
10	INDF	6550	6625	-75	-1,13%	SELL	6.500	6.450	6.650	6.725
11	SMSM	1260	1265	-5	-0,40%	SELL	1.245	1.235	1.275	1.290
12	TKIM	6400	6450	-50	-0,78%	SELL	6.350	6.325	6.475	6.550
13	IMAS	885	900	-15	-1,67%	SELL	875	870	900	915
14	ISAT	7100	7200	-100	-1,39%	SELL	7.025	6.950	7.225	7.325
15	CPIN	5725	5850	-125	-2,14%	SELL	5.650	5.575	5.875	6.000

**Keterangan Day Trade Stock Pick :**

1. Data kumpulan saham diambil dari BRIDS Technical Universe
2. Data diurutkan berdasarkan value transaksi terbesar selama 20 hari bursa terakhir
3. SL1 (Stop Loss 1) = Batas bawah pertama yang direkomendasikan untuk melakukan CUT LOSS
4. SL2 (Stop Loss 2) = Batas bawah kedua yang direkomendasikan untuk melakukan CUT LOSS
5. TP1 (Target Price 1) = Batas atas pertama yang direkomendasikan untuk melakukan TAKE PROFIT
6. TP2 (Target Price 2) = Batas atas kedua yang direkomendasikan untuk melakukan TAKE PROFIT




## Sales Team

### Ferdi Armand Hanafi


Head - Retail Customer Distribution

 [ferdi.hanafi@bridanareksasekuritas.co.id](mailto:ferdi.hanafi@bridanareksasekuritas.co.id)


 (021) 50914100

### I Wayan Satia Jaya

Branch Manager - Coordinator


 Palembang, Depok

 [satia@bridanareksasekuritas.co.id](mailto:satia@bridanareksasekuritas.co.id)


 (021) 78849149

### Rudy Ruslim

Branch Manager


 Mangga Dua


 [rudyr@bridanareksasekuritas.co.id](mailto:rudy@bridanareksasekuritas.co.id)


 (021) 62301988

### Upik Yuzarni

Branch Manager


 Bumi Serpong Damai (BSD)

 [upik\\_y@bridanareksasekuritas.co.id](mailto:upik_y@bridanareksasekuritas.co.id)


 (021) 29555777

### Maryadi Suwondo

Branch Manager


 Bandung


 [maryadi@bridanareksasekuritas.co.id](mailto:maryadi@bridanareksasekuritas.co.id)


 (022) 860 210 30

### Yahuda Nawa Yanukrisna

Branch Manager


 Yogyakarta, Solo, Semarang

 [yahuda@bridanareksasekuritas.co.id](mailto:yahuda@bridanareksasekuritas.co.id)


 (0274) 551181

### Rachma Yudyawati

Branch Manager

 Surabaya, Malang


 [rachma@bridanareksasekuritas.co.id](mailto:rachma@bridanareksasekuritas.co.id)


 (031) 5345888

### Martha Hidayat

Branch Manager


 Medan

 [marthah@bridanareksasekuritas.co.id](mailto:marthah@bridanareksasekuritas.co.id)


 (061) 4528100

### Umar Bin Aziz

Branch Manager

 Makassar

 [umarba@bridanareksasekuritas.co.id](mailto:umarba@bridanareksasekuritas.co.id)

 (0411) 8114011