

# Sapa Mentari

Sajian Pagi Menu Trading dari BRI Danareksa Sekuritas

Jumat, 05 Agustus 2022





## Disclaimer

The information contained in this report has been taken from sources which we deem reliable. However, none of BRI Danareksa Sekuritas and/or its affiliated companies and/or their respective employees and/or agents makes any representation or warranty (express or implied) or accepts any responsibility or liability as to, or in relation to, the accuracy or completeness of the information and opinions contained in this report or as to any information contained in this report or any other such information or opinions remaining unchanged after the issue thereof.

We expressly disclaim any responsibility or liability (express or implied) of BRI Danareksa Sekuritas, its affiliated companies and their respective employees and agents whatsoever and howsoever arising (including, without limitation for any claims, proceedings, action, suits, losses, expenses, damages or costs) which may be brought against or suffered by any person as a result of acting in reliance upon the whole or any part of the contents of this report and neither BRI Danareksa Sekuritas, its affiliated companies or their respective employees or agents accepts liability for any errors, omissions or misstatements, negligent or otherwise, in the report and any liability in respect of the report or any inaccuracy therein or omission there from which might otherwise arise is hereby expressly disclaimed.

The information contained in this report is not to be taken as any recommendation made by BRI Danareksa Sekuritas or any other person to enter into any agreement with regard to any investment mentioned in this document. This report is prepared for general circulation. It does not have regard to the specific person who may receive this report. In considering any investments you should make your own independent assessment and seek your own professional financial and legal advice.



## BUKA REKENING SEKARANG!

[eform.brights.co.id](https://eform.brights.co.id)

**SPECIAL PROMO**

**FEE TRANSAKSI SAHAM**

# 0.1%

**BERLAKU UNTUK PEMBUKAAN REKENING BARU JULI-AGUSTUS 2022**

**[KLIK DISINI](#)**

**BAGI KAMU PENGGUNA**



\*syarat & ketentuan berlaku



## KEY INDEX PERFORMANCE

### Domestic & Sectoral

	Price	1D	1W	1M	YTD
IDX	7,057.35	0.15%	1.45%	5.28%	7.23%
JKIDX30	534.22	0.39%	2.47%	4.87%	7.47%
LQ45	1,003.77	0.38%	2.40%	4.87%	7.77%
JKNONCYC	703.38	0.18%	-0.68%	0.15%	5.91%
JKINFRA	1,027.86	0.61%	3.82%	7.39%	7.15%
JKHEALTH	1,430.38	-0.07%	-4.21%	-4.94%	0.73%
JKCYCLIC	893.52	0.76%	-0.50%	3.27%	-0.77%
JKINDUST	1,321.32	-0.47%	4.92%	11.56%	27.46%
JKTECHNO	8,125.73	3.08%	4.58%	8.45%	-9.66%
JKTRANS	2,015.22	1.35%	2.24%	8.79%	26.00%
JKENERGY	1,766.29	-2.57%	-3.95%	5.93%	55.01%
JKBASIC	1,304.91	0.77%	0.46%	10.67%	5.71%
JKFINANCE	1,517.57	-0.09%	1.23%	9.74%	-0.61%
JKII	611.62	0.11%	1.73%	8.15%	8.83%
JKISSI	207.97	0.02%	0.70%	5.58%	10.03%

### Global

Dow Jones	32,726.82	-0.26%	0.61%	5.68%	-9.94%
S&P 500	4,151.94	-0.08%	1.95%	8.37%	-12.89%
NASDAQ	12,720.58	0.41%	4.59%	12.35%	-18.69%

### EIDO, VIX & DXY

EIDO	23.47	0.38%	1.56%	8.46%	2.18%
VIX	21.44	-2.32%	-3.99%	-22.15%	24.51%
DXY	105.645	-0.69%	-0.56%	-0.63%	10.52%

### Europe

FTSE	7,448.06	0.03%	1.40%	6.02%	0.86%
GDAXI	13,662.68	0.55%	2.87%	10.17%	-13.99%
CAC40	6,513.39	0.64%	2.75%	12.40%	-8.94%

### Asean & Regional

Thailand (SET)	1,598.75	0.25%	1.42%	3.73%	-3.55%
Malaysia (KLCI)	1,507.71	1.15%	1.11%	4.64%	-3.82%
China (SSEC)	3,189.04	0.80%	-2.85%	-6.32%	-12.38%
Hong Kong (HSI)	20,174.04	2.06%	-2.18%	-7.68%	-13.78%
Singapore (STI)	2,589.65	2.00%	0.09%	-0.30%	-19.63%
Japan (N225)	27,932.20	0.69%	0.42%	5.71%	-2.99%
Korea (KS11)	2,473.11	0.47%	1.55%	5.61%	-16.94%

## CURRENCY AND BOND YIELD

	Rate	1D	1W	1M	YTD
USD/IDR	14,932.5	0.15%	0.02%	-0.35%	4.79%
USD/JPY	132.96	-0.66%	-0.97%	-2.13%	15.55%
EUR/USD	1.0246	0.78%	0.46%	-0.22%	-9.90%
GBP/USD	1.2159	0.13%	-0.08%	1.69%	-10.13%
ID10YR	7.331	1.60%	0.29%	0.45%	15.12%
US10YR	2.694	-1.98%	0.88%	-4.40%	78.20%

## COMMODITY

	Price	1D	1W	1M	YTD
Nickel	22,288.00	-0.20%	1.61%	-1.61%	7.38%
Coal	355.00	-3.02%	-5.20%	-1.91%	129.95%
Gold	1,808.30	1.80%	2.21%	2.52%	-1.11%
Silver	20.148	1.28%	1.41%	5.37%	-13.72%
Copper	3.4745	0.22%	-0.52%	1.45%	-21.79%
Tin	24,245.00	-0.02%	-0.44%	-6.75%	-37.61%
Palm Oil	3.779	-1.61%	-1.12%	-5.10%	-22.76%
Oil (Brent)	93.31	-3.59%	-12.67%	-8.95%	20.30%
Oil (WTI)	87.78	-3.18%	-8.68%	-11.51%	17.07%

Source : investing.com, Barchart



## FOKUS HARI INI

\*Rekomendasi kami pada halaman ini menggunakan proyeksi 1 tahun buku, kecuali ada update perkembangan selanjutnya.

### ▶ Blue Bird (BIRD) : Perolehan Kinerja 1H22

BIRD mencatatkan pendapatan dan laba bersih 1H22 senilai IDR1.54tn (+48% YoY) dan IDR146.18bn (vs rugi bersih 1H21 senilai IDR30.13bn). Selain itu, tercatat beban langsung senilai IDR1.1tn (+32.37% YoY) sehingga laba bruto mencapai IDR440.18bn (+110.95% YoY). Sebagai informasi, pada laporan 1H22 ini terdapat pendapatan lain-lain yang meningkat signifikan mencapai IDR35.12bn (+568.06% YoY).

Source : Emiten News

### ▶ Puradelta Lestari (DMAS) : Perolehan Kinerja 1H22

DMAS mencatatkan pendapatan usaha dan laba usaha pada 1H22 senilai IDR1.07tn (+84.08% YoY) dan IDR661.79bn (+155.68% YoY). Adapun laba sebelum pajak dan laba bersih pada 1H22 mencapai IDR669.45bn (+126.15% YoY) dan IDR660.04bn (+156.77% YoY). Sebagai informasi, jumlah liabilitas dan aset DMAS pada 1H22 tercatat senilai IDR872.26bn dan IDR6.76tn.

Source : Emiten News

### ▶ Bumi Serpong Damai (BSDE) : Perolehan Kinerja 1H22

BSDE mencatatkan prapenjualan pada 1H22 senilai IDR4.7tn yang ditopang oleh segmen residensial sehingga saat ini BSDE telah mencapai 61% dari target FY22. Lebih lanjut, pendapatan usaha dan laba kotor pada 1H22 tercatat senilai IDR3.83tn (+17.87% YoY) dan IDR2.37tn (+8.39% YoY). Adapun segmen utama yang berkontribusi terbesar adalah segmen penjualan tanah senilai IDR2.89tn (75.34% dari total pendapatan usaha) dan segmen sewa senilai IDR457.79bn (11.94% dari total pendapatan usaha).

Source : Investor Daily

### ▶ Tower Bersama Infrastructure (TBIG) : Tender Offer Oleh Bersama Digital Infrastructure Asia Pte Ltd

Bersama Digital Infrastructure Asia Pte Ltd telah menuntaskan tender offer atas saham TBIG mencapai IDR7.95tn dengan harga IDR3,200/saham. Adapun jumlah saham yang ditebus sebanyak 2,484,796,875 lembar atau setara 10.97% modal disetor TBIG. Sebagai informasi, setelah tender offer ini, Bersama Digital tercatat memiliki sebanyak 16,617,514,923 lembar saham atau setara 73.34% kepemilikan secara langsung.

Source : Investor Daily

### ▶ Corporate Action

1. Public Expose: AMIN, NTBK, RISE, SHID
2. RUPS: AMIN, SHID, TPIA, WIKA
3. Cum Date Cash Dividend: CEKA IDR100, GPRA IDR1, SMSM IDR20, UCID IDR22.93
4. Ex Date Cash Dividend: AGII, CTRA, HOKI, IBST, IMAS, IMJS, MEDC, RUIS
5. Right Issue: KIOS, Ratio 1:2, Exercise Price IDR300, Trading periods: 25 Juli- 05 Agustus 2022
6. Right Issue Cumdate:
  - AHAP, Ratio 3:2, Exercise price: IDR50, Trading Periods: 11 Agustus- 18 Agustus 2022
  - WEHA, Ratio 2000:1353, Exercise price: IDR125, Trading Periods: 11 Agustus- 19 Agustus 2022





## Trading Ideas

oleh Hadyatma Dahna Marta – Trading & Investment Specialist

### Composite Daily



S2	S1	R1	R2
6,937	7,000	7,067	7,184

**Last Price: 7,057**

- IHSX diprediksi bergerak mixed cenderung menguat terbatas
- Indikator MACD positif melemah
- Indikator Stochastic overbought konsolidasi
- Indikator RSI overbought menguat

### ANTM – Trading Buy



TP1	TP2	SL1	SL2
2,010	2,050	1,940	1,910

**Last Price : 1,970**

**Trading Range : 1,910 – 2,050**

- Volume transaksi stabil dibawah rata-rata
- Indikator MACD positif melemah
- Indikator Stochastic netral melemah
- Indikator RSI netral melemah

### CTRA – Buy On Break



TP1	TP2	SL1	SL2
940	955	905	885

**Last Price : 925**

**Trading Range : 885 - 955**

- Volume transaksi stabil meningkat diatas rata-rata
- Indikator MACD positif melemah
- Indikator Stochastic netral konsolidasi
- Indikator RSI netral konsolidasi

### EXCL – Trading Buy



TP1	TP2	SL1	SL2
2,640	2,680	2,540	2,490

**Last Price : 2,590**

**Trading Range : 2,490 – 2,680**

- Volume transaksi stabil dibawah rata-rata
- Indikator MACD positif menguat
- Indikator Stochastic netral menguat menuju overbought
- Indikator RSI netral menguat menuju overbought

### ITMG – Sell



TP1	TP2	SL1	SL2
39,050	38,700	39,975	40,550

**Last Price: 39,400**

**Trading Range : 38,700 – 40,550**

- Volume transaksi meningkat dibawah rata-rata
- Indikator MACD positif melemah
- Indikator Stochastic overbought melemah
- Indikator RSI overbought melemah

### ELSA – Sell



TP1	TP2	SL1	SL2
298	296	304	306

**Last Price : 300**

**Trading Range : 296 - 306**

- Volume transaksi stabil dibawah rata-rata
- Indikator MACD positif melemah
- Indikator Stochastic netral konsolidasi
- Indikator RSI netral konsolidasi

## STOCK PICK

TREND TRADE						
Code	Action	Call Price	Last Price	Target Price	Stop Loss	Remarks
UNVR	BUY	4.900	4.600	5.250	4.450	Rectangle Bullish Day 17
MMLP	BUY	525	500	600	446	Breakout Midchannel Day 7
CTRA	BUY	925	925	1.000	865	Inverted Head and Shoulder Day 5

**Catatan:**

Trend Trade/Minor Trend memiliki rentang waktu hold position dalam 30 hari. \*rekomendasi baru  
Call Price adalah harga pada saat rekomendasi dikeluarkan

SWING TRADE						
Code	Action	Call Price	Last Price	Target Price	Stop Loss	Remarks
MNCN	BUY	940	945	1.010	890	Rebound From Lower Day 9
INDY	BUY	2.510	2.630	2.830	2.400	Double Bottom Day 9
ISAT	BUY	6.800	7.150	7.400	6.550	Bullish Flag Day 3

**Catatan:**

Swing Trade memiliki rentang waktu hold position dalam 3-10 hari. \*rekomendasi baru  
Call Price adalah harga pada saat rekomendasi dikeluarkan

DAY TRADE											
NO	CODE	LAST PRICE	PREV DAY	Δ	% CHG	ACTION	TP1	TP2	SL1	SL2	
1	ANTM	1970	1970	0	0,00%	BUY	1.940	1.910	2.010	2.050	
2	CTRA	925	925	0	0,00%	BUY	940	955	905	885	
3	EXCL	2590	2580	10	0,39%	BUY	2.640	2.680	2.540	2.490	
4	JPFA	1500	1460	40	2,74%	BUY	1.515	1.525	1.475	1.450	
5	MARI	170	160	10	6,25%	BUY	176	183	159	149	
6	SRTG	2460	2430	30	1,23%	BUY	2.500	2.540	2.420	2.390	
7	ASRI	173	173	0	0,00%	BUY	175	176	172	170	
8	ITMG	39400	40250	-850	-2,11%	SELL	39.050	38.700	39.975	40.550	
9	ELSA	300	302	-2	-0,66%	SELL	298	296	304	306	
10	PTBA	4110	4230	-120	-2,84%	SELL	4.060	4.010	4.200	4.280	
11	WIIM	520	530	-10	-1,89%	SELL	510	500	535	550	
12	MEDC	600	615	-15	-2,44%	SELL	595	590	610	620	
13	HRUM	1730	1785	-55	-3,08%	SELL	1.695	1.665	1.790	1.850	
14	IMJS	340	352	-12	-3,41%	SELL	334	330	350	360	
15	ACES	650	655	-5	-0,76%	SELL	645	640	660	670	

**Keterangan Day Trade Stock Pick :**

1. Data kumpulan saham diambil dari BRIDS Technical Universe
2. Data diurutkan berdasarkan value transaksi terbesar selama 20 hari bursa terakhir
3. SL1 (Stop Loss 1) = Batas bawah pertama yang direkomendasikan untuk melakukan CUT LOSS
4. SL2 (Stop Loss 2) = Batas bawah kedua yang direkomendasikan untuk melakukan CUT LOSS
5. TP1 (Target Price 1) = Batas atas pertama yang direkomendasikan untuk melakukan TAKE PROFIT
6. TP2 (Target Price 2) = Batas atas kedua yang direkomendasikan untuk melakukan TAKE PROFIT






## Sales Team

### Ferdi Armand Hanafi


Head - Retail Customer Distribution

 [ferdi.hanafi@bridanareksasekuritas.co.id](mailto:ferdi.hanafi@bridanareksasekuritas.co.id)


 (021) 50914100

### I Wayan Satia Jaya

Branch Manager - Coordinator


 Palembang, Depok

 [satia@bridanareksasekuritas.co.id](mailto:satia@bridanareksasekuritas.co.id)


 (021) 78849149

### Rudy Ruslim

Branch Manager


 Mangga Dua


 [rudyr@bridanareksasekuritas.co.id](mailto:rudyr@bridanareksasekuritas.co.id)


 (021) 62301988

### Upik Yuzarni

Branch Manager


 Bumi Serpong Damai (BSD)


 [upik\\_y@bridanareksasekuritas.co.id](mailto:upik_y@bridanareksasekuritas.co.id)


 (021) 29555777

### Maryadi Suwondo

Branch Manager


 Bandung


 [maryadi@bridanareksasekuritas.co.id](mailto:maryadi@bridanareksasekuritas.co.id)


 (022) 860 210 30

### Yahuda Nawa Yanukrisna

Branch Manager


 Yogyakarta, Solo, Semarang

 [yahuda@bridanareksasekuritas.co.id](mailto:yahuda@bridanareksasekuritas.co.id)


 (0274) 551181

### Rachma Yudyawati

Branch Manager

 Surabaya, Malang


 [rachma@bridanareksasekuritas.co.id](mailto:rachma@bridanareksasekuritas.co.id)


 (031) 5345888

### Martha Hidayat

Branch Manager


 Medan


 [marthah@bridanareksasekuritas.co.id](mailto:marthah@bridanareksasekuritas.co.id)


 (061) 4528100

### Umar Bin Aziz

Branch Manager

 Makassar

 [umarba@bridanareksasekuritas.co.id](mailto:umarba@bridanareksasekuritas.co.id)

 (0411) 8114011