

Sapa Mentari

Sajian Pagi Menu Trading dari BRI Danareksa Sekuritas

Selasa, 02 Agustus 2022



Disclaimer

The information contained in this report has been taken from sources which we deem reliable. However, none of BRI Danareksa Sekuritas and/or its affiliated companies and/or their respective employees and/or agents makes any representation or warranty (express or implied) or accepts any responsibility or liability as to, or in relation to, the accuracy or completeness of the information and opinions contained in this report or as to any information contained in this report or any other such information or opinions remaining unchanged after the issue thereof.

We expressly disclaim any responsibility or liability (express or implied) of BRI Danareksa Sekuritas, its affiliated companies and their respective employees and agents whatsoever and howsoever arising (including, without limitation for any claims, proceedings, action, suits, losses, expenses, damages or costs) which may be brought against or suffered by any person as a result of acting in reliance upon the whole or any part of the contents of this report and neither BRI Danareksa Sekuritas, its affiliated companies or their respective employees or agents accepts liability for any errors, omissions or misstatements, negligent or otherwise, in the report and any liability in respect of the report or any inaccuracy therein or omission there from which might otherwise arise is hereby expressly disclaimed.

The information contained in this report is not to be taken as any recommendation made by BRI Danareksa Sekuritas or any other person to enter into any agreement with regard to any investment mentioned in this document. This report is prepared for general circulation. It does not have regard to the specific person who may receive this report. In considering any investments you should make your own independent assessment and seek your own professional financial and legal advice.



30
YEARS
OF
INDEPENDENT
FINANCIAL
SERVICES

BRI danareksa sekuritas

BRI

BUKA REKENING SEKARANG!

eform.brights.co.id

SPECIAL PROMO

**FEE
TRANSAKSI
SAHAM**

0.1

**BERLAKU UNTUK PEMBUKAAN
REKENING BARU JULI-AGUSTUS 2022**

[KLIK DISINI](#)

**BAGI KAMU
PENGGUNA**



*syarat & ketentuan berlaku

KEY INDEX PERFORMANCE

Domestic & Sectoral

	Price	1D	1W	1M	YTD
IDX	6,968.78	0.25%	1.61%	2.57%	5.88%
JKIDX30	522.20	0.38%	1.54%	0.53%	5.05%
LQ45	981.99	0.34%	1.54%	0.79%	5.43%
JKNONCYC	708.11	0.78%	-2.28%	-1.16%	6.62%
JKINFRA	996.08	0.75%	1.42%	4.05%	3.84%
JKHEALTH	1,433.44	-1.38%	-5.38%	-5.40%	0.94%
JKCYCLIC	896.41	-0.77%	1.03%	2.28%	-0.45%
JKINDUST	1,305.00	-0.27%	6.98%	11.17%	25.88%
JKTECHNO	7,654.70	-0.77%	-2.08%	-1.23%	-14.90%
JKTRANS	2,000.56	1.86%	2.30%	5.88%	25.08%
JKENERGY	1,866.79	0.49%	7.22%	15.98%	63.83%
JKBASIC	1,296.25	0.99%	1.65%	9.45%	5.01%
JKFINANCE	1,504.50	0.31%	2.75%	6.86%	-1.46%
JKII	605.90	1.32%	1.78%	7.35%	7.81%
JKISSI	207.34	0.73%	1.36%	5.17%	9.69%

Global

Dow Jones	32,798.40	-0.14%	2.53%	5.47%	-9.74%
S&P 500	4,118.63	-0.28%	3.83%	7.67%	-13.59%
NASDAQ	12,368.98	-0.18%	4.98%	11.15%	-20.94%

EIDO, VIX & DXY

EIDO	23.23	0.52%	2.79%	5.16%	1.13%
VIX	22.84	7.08%	-2.23%	-14.46%	32.64%
DXY	105.285	-0.47%	-1.01%	0.36%	10.14%

Europe

FTSE	7,413.42	-0.13%	1.47%	3.41%	0.39%
GDAXI	13,479.63	-0.03%	2.04%	5.20%	-15.14%
CAC40	6,436.86	-0.18%	3.20%	8.53%	-10.01%

Asean & Regional

Thailand (SET)	1,593.24	1.07%	2.11%	1.31%	-3.88%
Malaysia (KLCI)	1,502.07	0.66%	2.24%	3.61%	-4.18%
China (SSEC)	3,259.96	0.21%	0.29%	-3.77%	-10.44%
Hong Kong (HSI)	20,165.84	0.05%	-1.93%	-7.75%	-13.81%
Singapore (STI)	2,589.65	2.00%	0.09%	-0.30%	-19.63%
Japan (N225)	27,993.35	0.69%	1.06%	7.93%	-2.77%
Korea (KS11)	2,452.25	0.03%	2.02%	6.37%	-17.64%

CURRENCY AND BOND YIELD

	Rate	1D	1W	1M	YTD
USD/IDR	14,872.5	0.02%	-0.82%	-0.42%	4.37%
USD/JPY	131.62	0.00%	-3.69%	-2.64%	14.37%
EUR/USD	1.0261	-0.03%	0.37%	-1.63%	-9.76%
GBP/USD	1.2259	0.09%	1.80%	1.36%	-9.39%
ID10YR	7.223	1.36%	-2.94%	-0.26%	13.43%
US10YR	2.588	-2.06%	-7.80%	-10.43%	71.19%

COMMODITY

	Price	1D	1W	1M	YTD
Nickel	24,344.00	2.05%	10.14%	11.55%	17.28%
Coal	393.40	-0.28%	-0.57%	5.13%	140.51%
Gold	1,789.30	0.42%	4.08%	-0.68%	-2.15%
Silver	20.335	0.68%	10.95%	3.40%	-12.92%
Copper	3.5312	-1.18%	5.39%	-2.43%	-20.51%
Tin	25,047.00	2.85%	1.69%	-6.02%	-35.55%
Palm Oil	4.025	-0.86%	17.51%	-10.87%	-15.58%
Oil (Brent)	100.04	-9.06%	-4.85%	-10.37%	28.63%
Oil (WTI)	94.05	-3.97%	-2.72%	-13.24%	25.08%

Source : investing.com, Barchart



FOKUS HARI INI

*Rekomendasi kami pada halaman ini menggunakan proyeksi 1 tahun buku, kecuali ada update perkembangan selanjutnya.

► Cigarette : 1H22 Realization of Cigarette Excise Tax Revenue

Kementerian Keuangan melaporkan kenaikan penerimaan cukai pada 1H22 ditopang oleh kenaikan tarif cukai. Disisi lain, secara bulanan tercatat penurunan penerimaan cukai pada 6M22 sebesar -10.5% YoY yang disusul penurunan produksi rokok sebesar -2.2% YoY. Lebih lanjut, produksi rokok pada 2H22 diperkirakan stagnan sehingga diperkirakan penerimaan cukai akan menurun.

Source : BRI Danareksa Sekuritas, APBN Kita

► Bank Rakyat Indonesia (BBRI) : KTA on Discussion With Vice Minister of SOE

Komite KUR Indonesia masih berdiskusi mengenai rencana anggaran KUR tahun depan dan kemungkinan nilainya akan sama dengan anggaran tahun ini yakni IDR42tn. Lebih lanjut, terdapat beberapa skenario pada skema KUR salah satunya dengan menurunkan *maximum ticket size* pada KUR kecil (dari IDR500mn menjadi IDR250mn) mengingat segmen ini dinilai dapat memperoleh pinjaman setara Kupedes di BBRI. Sebagai informasi, saat ini Pemerintah masih memberikan tambahan subsidi sebesar 3% hingga 12M22 dengan skema *reimbursement* yang merupakan bagian dari program PEN (Pemulihan Ekonomi Nasional).

Source : BRI Danareksa Sekuritas

► Telkom Indonesia (TLKM - BUY, TP IDR 5100) : 2Q22 Result Well Inline and Runway With Positive Trends.

TLKM mencatatkan perolehan pendapatan pada 2Q22 sebesar IDR36.8 tn (+4.5% QoQ) ditopang oleh peningkatan di segmen seluler dan *enterprise* masing-masing sebesar IDR21.4tn (+5.1% QoQ) dan IDR4.5tn (+8.2% QoQ). Lebih lanjut, laba bersih pada 2Q22 tercatat sebesar IDR7.2tn (+17.6% QoQ, +11.7% YoY) ditopang oleh EBITDA sebesar IDR20.1tn (+3.5% QoQ) walaupun dengan *margin* yang lebih rendah yaitu sebesar 54.5% (+120bps YoY). Oleh karena itu, kami merekomendasikan BUY untuk TLKM dengan TP IDR5100.

Full Report : [Klik disini](#)

► Dayamitra Telekomunikasi (MTEL - BUY, TP IDR 1040) : Decisive Shift in Guidance

MTEL mencatatkan pertumbuhan organik yang lemah pada 2Q22 begitu pula dengan pertumbuhan pendapatan, EBITDA, dan laba bersih masing-masing senilai IDR1,856bn (-0.7% QoQ, +10% YoY), IDR1,454bn (+0.9QoQ, +7.1% YoY), dan IDR432bn (-5.9% QoQ, +20.9% YoY). Disisi lain, tercatat adanya pertumbuhan dari akuisisi menara TSEL menjadi 6000 tower (vs target awal 3000 tower) dan pembangunan jaringan *fiber* menjadi 9000km pada FY22. Namun kami masih optimis akan adanya pertumbuhan melalui penambahan *gross collocations* hingga 200-250 per tahun dan kenaikan dari bisnis segmen *non tower*. Di sisi lain, *capex guidance* dinaikkan menjadi IDR14tn yang menurut kami mengindikasikan adanya kemungkinan aksi M&A (*merger and acquisition*).

Full Report : [Klik disini](#)

► Corporate Action

1. RUPS: DADA, DEAL
2. Cum Date Cash Dividend: AMAN IDRO.5, PGLI IDR1
3. Ex Date Cash Dividend: BOLA, CAMP, EKAD, ICBP, INDF
4. Right Issue: KIOS, Ratio 1:2, Exercise Price IDR300, Trading periods: 25 Juli- 05 Agustus 2022



Trading Ideas

oleh Hadyatma Dahna Marta – Trading & Investment Specialist

Composite Daily



S2	S1	R1	R2
6,799	6,937	7,000	7,067

Last Price : 6,968

- IHSX diprediksi bergerak mixed cenderung melemah terbatas
- Indikator MACD positif melemah
- Indikator Stochastic overbought melemah
- Indikator RSI overbought melemah

SCMA – Buy On Weakness



TP1	TP2	SL1	SL2
232	236	222	218

Last Price : 228

Trading Range : 218 - 236

- Volume transaksi meningkat dibawah rata-rata
- Indikator MACD positif melemah
- Indikator Stochastic netral konsolidasi
- Indikator RSI netral konsolidasi

MDKA – Trading Buy



TP1	TP2	SL1	SL2
4,180	4,230	4,050	3,980

Last Price : 4,130

Trading Range : 3,980 – 4,230

- Volume transaksi stabil dibawah rata-rata
- Indikator MACD positif menguat
- Indikator Stochastic menguat menuju overbought
- Indikator RSI menguat menuju overbought

FREN – Trading Buy



TP1	TP2	SL1	SL2
102	103	97	93

Last Price : 100

Trading Range : 93 - 103

- Volume transaksi meningkat diatas rata-rata
- Indikator MACD positif menguat
- Indikator Stochastic overbought konsolidasi
- Indikator RSI overbought konsolidasi

MEDC – Sell



TP1	TP2	SL1	SL2
610	600	635	645

Last Price: 625

Trading Range : 600 - 645

- Volume transaksi meningkat diatas rata-rata
- Indikator MACD positif menguat
- Indikator Stochastic overbought
- Indikator RSI overbought

DOID – Sell



TP1	TP2	SL1	SL2
380	374	396	404

Last Price : 386

Trading Range : 374 - 404

- Volume transaksi stabil dibawah rata-rata
- Indikator MACD positif melemah
- Indikator Stochastic netral melemah
- Indikator RSI netral melemah

STOCK PICK

TREND TRADE						
Code	Action	Call Price	Last Price	Target Price	Stop Loss	Remarks
UNVR	BUY	4.900	4.550	5.250	4.450	Rectangle Bullish Day 14
MMLP	BUY	525	505	600	446	Breakout Midchannel Day 4
CTRA	BUY	925	915	1.000	865	Inverted Head and Shoulder Day 2

Catatan:

Trend Trade/Minor Trend memiliki rentang waktu hold position dalam 30 hari. *rekomendasi baru
Call Price adalah harga pada saat rekomendasi dikeluarkan

SWING TRADE						
Code	Action	Call Price	Last Price	Target Price	Stop Loss	Remarks
BBKP	BUY	208	187	230	186	Double Bottom Day 10
MNCN	BUY	940	995	1.010	890	Rebound From Lower Day 6
INDY	BUY	2.510	2.720	2.830	2.400	Double Bottom Day 6

Catatan:

Swing Trade memiliki rentang waktu hold position dalam 3-10 hari. *rekomendasi baru
Call Price adalah harga pada saat rekomendasi dikeluarkan

DAY TRADE										
NO	CODE	LAST PRICE	PREV DAY	Δ	% CHG	ACTION	TP1	TP2	SL1	SL2
1	SCMA	228	220	8	3,64%	BUY	232	236	222	218
2	MDKA	4130	4060	70	1,72%	BUY	4.180	4.230	4.050	3.980
3	FREN	100	98	2	2,04%	BUY	102	103	97	93
4	TOWR	1190	1175	15	1,28%	BUY	1.200	1.210	1.170	1.150
5	SRTG	2530	2550	-20	-0,78%	BUY	2.590	2.640	2.460	2.390
6	EXCL	2410	2370	40	1,69%	BUY	2.450	2.480	2.370	2.330
7	BBYB	1355	1320	35	2,65%	BUY	1.385	1.410	1.310	1.265
8	BBTN	1485	1470	15	1,02%	BUY	1.495	1.505	1.470	1.455
9	MEDC	625	610	15	2,46%	SELL	610	600	635	645
10	DOID	386	392	-6	-1,53%	SELL	380	374	396	404
11	ELSA	300	302	-2	-0,66%	SELL	296	292	306	310
12	AKRA	1260	1250	10	0,80%	SELL	1.230	1.200	1.285	1.305
13	MSIN	5550	5775	-225	-3,90%	SELL	5.375	5.200	5.775	6.000
14	SAME	422	428	-6	-1,40%	SELL	418	414	430	438
15	ENRG	270	280	-10	-3,57%	SELL	260	252	282	294

Keterangan Day Trade Stock Pick :

1. Data kumpulan saham diambil dari BRIDS Technical Universe
2. Data diurutkan berdasarkan value transaksi terbesar selama 20 hari bursa terakhir
3. SL1 (Stop Loss 1) = Batas bawah pertama yang direkomendasikan untuk melakukan CUT LOSS
4. SL2 (Stop Loss 2) = Batas bawah kedua yang direkomendasikan untuk melakukan CUT LOSS
5. TP1 (Target Price 1) = Batas atas pertama yang direkomendasikan untuk melakukan TAKE PROFIT
6. TP2 (Target Price 2) = Batas atas kedua yang direkomendasikan untuk melakukan TAKE PROFIT




Sales Team

Ferdi Armand Hanafi


Head - Retail Customer Distribution

 ferdi.hanafi@bridanareksasekuritas.co.id


 (021) 50914100

I Wayan Satia Jaya

Branch Manager - Coordinator


 Palembang, Depok

 satia@bridanareksasekuritas.co.id


 (021) 78849149

Rudy Ruslim

Branch Manager


 Mangga Dua


 rudyr@bridanareksasekuritas.co.id


 (021) 62301988

Upik Yuzarni

Branch Manager


 Bumi Serpong Damai (BSD)

 upik_y@bridanareksasekuritas.co.id


 (021) 29555777

Maryadi Suwondo

Branch Manager


 Bandung


 maryadi@bridanareksasekuritas.co.id


 (022) 860 210 30

Yahuda Nawa Yanukrisna

Branch Manager


 Yogyakarta, Solo, Semarang

 yahuda@bridanareksasekuritas.co.id


 (0274) 551181

Rachma Yudyawati

Branch Manager

 Surabaya, Malang


 rachma@bridanareksasekuritas.co.id


 (031) 5345888

Martha Hidayat

Branch Manager


 Medan


 marthah@bridanareksasekuritas.co.id


 (061) 4528100

Umar Bin Aziz

Branch Manager

 Makassar

 umarba@bridanareksasekuritas.co.id

 (0411) 8114011