

HEADLINES & ANALYSIS

- Federal Reserve Chairman Jerome Powell signaled that interest rates are unlikely to rise anytime soon, saying that the central bank remains firmly committed to meeting its inflation goals. The Fed considers a 2% inflation rate to be a signal of sustainable growth and a level that keeps interest rates high enough to allow for mobility in the event of an economic downturn. However, inflation has run well below that level for 2019 despite three interest rates cuts over the past four months. (Bloomberg)
- Treasury prices were higher and yields lower on Monday to start a shortened holiday week as investors continue to monitor developments on a U.S.-China trade deal. The yield on the benchmark 10-year Treasury note, which moves inversely to price, was higher at around 1.762%, while the yield on the 30-year Treasury bond was also higher at around 2.204%. (CNBC)
- Liu He, China's top negotiator on trade, spoke with U.S. Trade Representative Robert Lighthizer and Treasury Secretary Steven Mnuchin on Tuesday morning. China's Ministry of Commerce said in an online statement. "Both sides discussed resolving core issues of common concern, reached consensus on how to resolve related problems (and) agreed to stay in contact over remaining issues for a phase one agreement," the Chinese-language statement said, according to a CNBC translation.

YIELD CURVE (%)

TTM	25-Nov-19	-1 Day	Change	TTM	25-Nov-19	-1 Day	Change
3 months	4.731	4.726	-0.004	15 years	7.558	7.588	-0.031
6 months	5.076	5.081	-0.005	16 years	7.597	7.632	-0.035
1 year	5.578	5.611	-0.033	17 years	7.631	7.670	-0.039
2 years	5.979	6.045	-0.066	18 years	7.660	7.703	-0.043
3 years	6.202	6.264	-0.062	19 years	7.686	7.732	-0.046
4 years	6.394	6.437	-0.043	20 years	7.709	7.757	-0.049
5 years	6.576	6.600	-0.024	21 years	7.729	7.780	-0.051
6 years	6.745	6.755	-0.010	22 years	7.747	7.800	-0.054
7 years	6.897	6.900	-0.002	23 years	7.762	7.818	-0.056
8 years	7.031	7.031	0.000	24 years	7.777	7.834	-0.057
9 years	7.146	7.147	-0.001	25 years	7.789	7.848	-0.059
10 years	7.244	7.249	-0.005	26 years	7.801	7.861	-0.060
11 years	7.328	7.338	-0.010	27 years	7.811	7.872	-0.061
12 years	7.399	7.414	-0.015	28 years	7.820	7.882	-0.062
13 years	7.460	7.481	-0.021	29 years	7.828	7.892	-0.063
14 years	7.513	7.539	-0.026	30 years	7.836	7.900	-0.064

Source: Danareksa Sekuritas

MOST ACTIVE GOVERNMENT BONDS

Bond	Coupon	Maturity	Last Price	Yield	Volume (IDR bn)
FR0082	7.000	15-Sep-30	99.20	7.112	1,361.45
FR0081	6.500	15-Jun-25	100.15	6.466	1,000.00
PBS014	6.500	15-May-21	100.70	6.007	994.50
FR0068	8.375	15-Mar-34	107.75	7.448	776.01
FR0083	7.500	15-Apr-40	101.00	7.540	675.86

Sources: Bloomberg; Indonesia Stock Exchange (Volume)

MOST ACTIVE CORPORATE BONDS

Bond	Rating	Coupon	Maturity	Last Price	Yield	Volume
WSBP01CN2	BBB+(idn)	9.750	30-Oct-22	100.05	9.73	180.00
MPMF01A	AA(idn)	9.250	24-Sep-22	100.16	9.18	100.00
SMFP04BCN1	idAAA	7.800	20-Jun-20	100.78	7.74	100.00
BEXI04ACN1	idAAA	7.500	6-Jun-21	101.50	6.46	20.25
WOMF02BCN2	idAA-	8.900	22-Aug-20	101.65	8.76	18.00

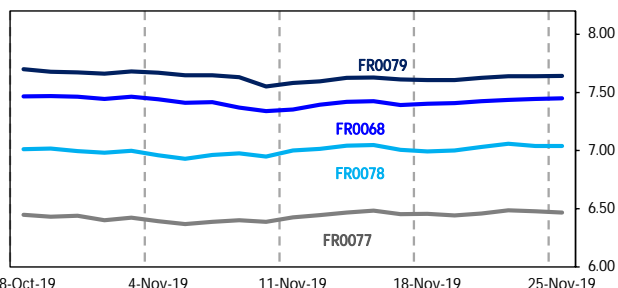
*Current yield: Coupon, Last Price & Yield are in %; Volume is in IDR bn; Rating code: id(Pefindo) & idn (Fitch Indonesia)

SOVEREIGN BOND YIELDS

Country	Tenor	Coupon (%)	25-Nov-19	-1 Mo	-3 Mo	Spread over UST YC (bps)			Country	Tenor	Coupon (%)	25-Nov-19	-1 Mo	-3 Mo	Spread over UST YC (bps)		
						25-Nov-19	-1 Mo	-3 Mo							25-Nov-19	-1 Mo	-3 Mo
United States	2yr		1.61	2.58	2.40				Philippines	2yr	6.00	3.92	-	-	231	-	-
USD	5yr		1.62	2.77	2.65				PHP	5yr	7.88	4.19	-	-	257	-	-
	10yr		1.76	2.92	2.88					10yr	11.38	4.68	-	-	292	-	-
German	2yr	0.25	-0.63	-	-	-224	-	-	Thailand	2yr	3.13	1.31	1.65	1.67	-30	-79	-58
EUR	5yr	1.00	-0.58	-	-	-220	-	-	THB	5yr	3.45	1.44	-	-	-18	-	-
	10yr	1.75	-0.35	-	-	-211	-	-		10yr	3.63	1.69	-	-	-7	-	-
Indonesia	2yr	11.63	4.52	2.81	2.54	291	37	29	India	2yr	7.59	5.43	-	-	382	-	-
USD	5yr	3.75	2.46	3.74	3.52	84	97	87	INR	5yr	7.28	6.18	-	-	456	-	-
	10yr	3.50	3.00	4.14	4.04	124	122	116		10yr	8.83	6.48	-	-	472	-	-
Brazil	2yr	0.00	5.06	8.26	8.86	345	582	661	Malaysia	3yr	3.17	3.06	3.71	3.60	146	113	120
BRL	5yr	10.00	5.94	8.87	9.28	433	643	703	MYR	5yr	3.26	3.20	-	-	158	-	-
	10yr	10.00	6.97	9.76	10.00	536	732	775		10yr	4.18	3.43	-	-	167	-	-

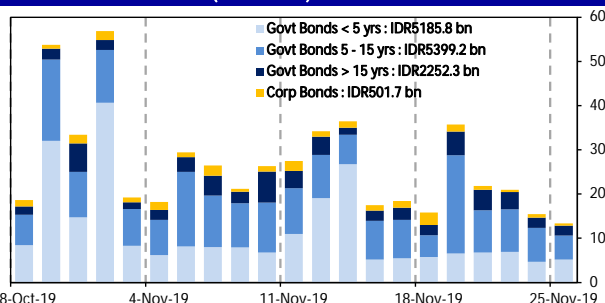
Sources: Bloomberg (Current Yield Curve), US Treasury

YIELD OF GOVERNMENT BOND BENCHMARK (%)



Sources: Bloomberg

TRADING VOLUME BY MATURITY (IDR TRILLION)



Sources: Indonesia Stock Exchange

KEY TARGETED RATE

Country	Rate (%)	Last Change	Change	Inflation Rate (%)	Real Interest Rate (%)
Indonesia (SDRR)	5.00	24-Oct-19	-25bps ↓	3.13	1.87
US (Fed Fund Rate)	1.75	30-Oct-19	-25bps ↓	1.80	-0.05
Euro Region	0.00	16-Mar-16	-5bps ↓	1.10	-1.10
Japan	0.10	19-Dec-08	-20bps ↓	0.20	-0.10
India (Repo Rate)	5.15	0-Jan-00	0bps →	6.98	-1.83
Malaysia	3.00	7-May-19	-25bps ↓	1.10	1.90
Philippines	4.00	26-Sep-19	-25bps ↓	0.80	3.20
Thailand	3.00	25-Jan-12	-25bps ↓	0.11	2.89
Singapore	0.08	31-Dec-13	5bps ↑	0.40	-0.32
Brazil	5.00	30-Oct-19	-50bps ↓	2.54	2.46

Sources: Bloomberg

GLOBAL STOCK MARKETS

Stock Index	25-Nov-19	-1Day	Return (%)				
			Daily	WoW	MoM	YoY	YtD
Indonesia (ICI)	6,071 ↓	6,100	-0.48	-0.85	-2.90	1.07	-2.00
Dow Jones (DJIA)	28,066 ↑	27,876	0.68	0.11	4.11	15.57	21.70
London (FTSE 100)	7,396 ↑	7,327	0.95	1.21	0.98	6.38	9.84
Nikkei 225	23,293 ↑	23,113	0.78	-0.53	2.16	7.61	16.38
Hang Seng (HIS)	26,993 ↑	26,595	1.50	1.17	1.22	4.11	5.84
Malaysia (KLCI)	1,591 ↓	1,597	-0.34	-0.81	1.36	-6.16	-5.95
Philippines (PSEI)	7,772 ↓	7,825	-0.68	-1.39	-1.90	5.88	4.09
Thailand (SET)	1,615 ↑	1,598	1.07	0.42	1.35	-0.45	3.26
Singapore (STI)	3,221 ↓	3,226	-0.16	-1.17	1.10	5.51	5.48
Brazil (BOVESPA)	108,424 ↓	108,692	-0.25	2.03	0.99	25.74	23.37

Sources: Bloomberg & Danareksa

CURRENCY & COMMODITY

Price	25-Nov-19	-1 Day	-1 Week	-1 Month	EoP 2018
USD/IDR	14,086 ↓	14,092	14,079	14,038	14,568
Brent	63.05 ↑	62.98	62.44	61.48	51.89
WTI Crude Oil	57.94 ↑	57.7	57.05	56.46	45.33

Sources: Bloomberg

PERFORMANCE OF IDR GOVERNMENT BONDS

As of	Average YTM (%)	Change (bps)	Return (%)				
			Daily	WoW	MoM	YoY	YTD
25-Nov-19	6.93		0.07	-0.04	0.87	14.90	13.80
-1 Day	6.94	-0.6 ↓	0.02	-0.06	0.81	15.12	13.73
-1 Week	6.91	1.8 ↑	0.04	-0.14	1.58	15.68	13.84
-1 Month	6.99	-6.3 ↓	0.02	0.63	1.87	18.62	12.83
-1 Year	8.10	-117.0 ↓	0.26	0.91	4.32	-0.50	-2.44

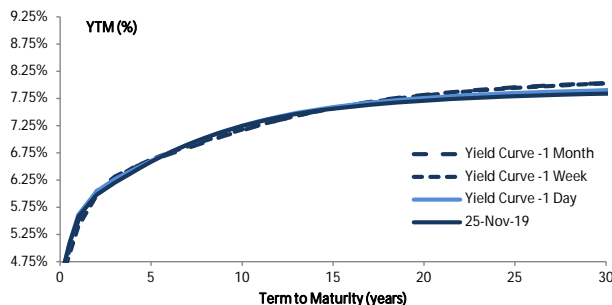
Sources: Danareksa

VALUATIONS OF GOVERNMENT BONDS

Bond	Issue Date	Mature Date	Coupon	TTM	Modified Duration	YTM (Change)	Prev Closing Price	Fair Yield Range	Fair Price Range	Date	Last Trade Price	Vol (IDR bn)	Freq
FR0034	26-Jan-06	15-Jun-21	12.80	1.6	1.35	5.83 ▼ -6.2bps	110.18	5.759 5.881	110.13 110.32	22-Nov-19	110.41	16.01	2
FR0053	8-Jul-10	15-Jul-21	8.25	1.6	1.48	5.91 ▼ -0.5bps	103.59	5.831 5.953	103.52 103.72	25-Nov-19	103.68	93.26	4
FR0061	6-Oct-11	15-May-22	7.00	2.5	2.24	6.06 ▼ -1.5bps	102.11	5.950 6.071	102.10 102.38	25-Nov-19	102.26	544.65	6
FR0035	16-Feb-06	15-Jun-22	12.90	2.6	2.11	6.17 ▼ -1.6bps	115.65	6.063 6.185	115.64 115.95	25-Nov-19	115.85	50.00	1
FR0043	22-Feb-07	15-Jul-22	10.25	2.6	2.25	6.05 ▼ -0.3bps	110.06	6.060 6.182	109.75 110.06	25-Nov-19	109.95	146.00	1
FR0063	13-Aug-12	15-May-23	5.63	3.5	3.10	6.29 ▼ -0.7bps	97.94	6.142 6.263	98.03 98.40	25-Nov-19	98.00	23.00	3
FR0077	27-Sep-18	15-May-24	8.13	4.5	3.73	6.47 ▲ -1.3bps	106.35	6.332 6.454	106.40 106.89	25-Nov-19	106.30	191.09	13
FR0046	19-Jul-07	15-Jul-23	9.50	3.6	3.00	6.28 ▼ -4.8bps	110.32	6.189 6.311	110.21 110.63	25-Nov-19	110.00	61.50	3
FR0039	24-Aug-06	15-Aug-23	11.75	3.7	2.99	6.42 ▼ -2.5bps	117.36	6.307 6.419	117.38 117.79	23-Oct-19	117.00	65.00	5
FR0070	29-Aug-13	15-Mar-24	8.38	4.3	3.56	6.48 ▲ 0.1bps	107.01	6.343 6.465	107.06 107.54	25-Nov-19	106.96	17.50	3
FR0044	19-Apr-07	15-Sep-24	10.00	4.8	3.80	6.58 ▼ -8.4bps	113.87	6.535 6.654	113.55 114.07	11-Nov-19	114.00	25.00	1
FR0081	1-Aug-19	15-Jun-25	6.50	5.6	4.47	6.47 ▼ -1.4bps	100.15	6.402 6.515	99.93 100.45	25-Nov-19	100.15	1,000.00	4
FR0040	21-Sep-06	15-Sep-25	11.00	5.8	4.36	6.64 ▼ -0.5bps	120.67	6.615 6.725	120.25 120.83	25-Nov-19	120.50	105.00	1
FR0037	18-May-06	15-Sep-26	12.00	6.8	4.83	6.87 ▼ -1.8bps	127.48	6.879 6.987	126.76 127.44	19-Nov-19	127.60	5.00	1
FR0056	23-Sep-10	15-Sep-26	8.38	6.8	5.14	6.82 ▼ -2.4bps	108.31	6.740 6.862	108.10 108.79	25-Nov-19	108.16	254.78	11
FR0059	15-Sep-11	15-May-27	7.00	7.5	5.73	6.97 ▼ 0.0bps	100.19	6.843 6.965	100.20 100.90	25-Nov-19	100.00	388.63	10
FR0042	25-Jan-07	15-Jul-27	10.25	7.6	5.32	7.06 ▼ -1.9bps	118.59	7.035 7.156	117.95 118.74	30-Oct-19	118.25	1.00	1
FR0047	30-Aug-07	15-Feb-28	10.00	8.2	5.67	7.09 ▼ -0.1bps	117.88	7.045 7.167	117.35 118.18	20-Nov-19	117.75	0.20	1
FR0064	13-Aug-12	15-May-28	6.13	8.5	6.43	7.08 ▼ -3.2bps	94.00	6.955 7.076	94.01 94.75	25-Nov-19	93.96	230.20	5
FR0078	27-Sep-18	15-May-29	8.25	9.5	6.62	7.04 ▲ 0.2bps	108.26	7.014 7.136	107.57 108.44	25-Nov-19	108.25	512.81	9
FR0071	12-Sep-13	15-Mar-29	9.00	9.3	6.35	7.12 ▼ 0.0bps	112.60	7.101 7.208	111.98 112.76	25-Nov-19	112.25	0.50	1
FR0052	20-Aug-09	15-Aug-30	10.50	10.7	6.71	7.27 ▼ -0.1bps	123.74	7.251 7.361	122.98 123.91	25-Nov-19	123.75	3.58	1
FR0082	1-Aug-19	15-Sep-30	7.00	10.8	7.38	7.11 ▲ 0.8bps	99.15	7.092 7.213	98.40 99.30	25-Nov-19	99.20	1,361.45	27
FR0073	6-Aug-15	15-May-31	8.75	11.5	7.40	7.32 ▲ 0.2bps	110.99	7.290 7.412	110.22 111.22	25-Nov-19	111.00	38.69	10
FR0074	10-Nov-16	15-Aug-32	7.50	12.7	7.96	7.44 ▲ 0.7bps	100.45	7.367 7.465	100.27 101.07	25-Nov-19	101.00	30.04	7
FR0054	22-Jul-10	15-Jul-31	9.50	11.6	7.15	7.35 ▲ -1.4bps	116.59	7.138 7.422	115.99 116.88	22-Nov-19	114.00	14.95	2
FR0058	21-Jul-11	15-Jun-32	8.25	12.6	7.64	7.45 ▼ 0.0bps	106.46	7.402 7.475	106.23 106.85	25-Nov-19	107.00	30.10	8
FR0065	30-Aug-12	15-May-33	6.63	13.5	8.60	7.46 ▲ 0.8bps	92.94	7.332 7.454	93.03 94.01	25-Nov-19	92.90	253.89	10
FR0068	1-Aug-13	15-Mar-34	8.38	14.3	8.38	7.45 ▲ 0.3bps	108.05	7.373 7.472	107.84 108.75	25-Nov-19	107.75	776.01	16
FR0080	4-Jul-19	15-Jun-35	7.50	15.6	8.82	7.43 ▲ 0.4bps	100.68	7.357 7.432	100.61 101.31	25-Nov-19	100.90	377.20	21
FR0072	9-Jul-15	15-May-36	8.25	16.5	9.14	7.57 ▲ 4.3bps	106.34	7.460 7.581	106.23 107.42	25-Nov-19	106.40	450.62	21
FR0045	24-May-07	15-May-37	9.75	17.5	9.04	7.76 ▼ 0.0bps	118.85	7.733 7.854	117.85 119.15	19-Nov-19	119.75	1.30	1
FR0075	10-Aug-17	15-May-38	7.50	18.5	9.86	7.58 ▼ -0.4bps	99.23	7.433 7.555	99.45 100.66	25-Nov-19	99.50	86.85	63
FR0050	24-Jan-08	15-Jul-38	10.50	18.6	8.94	7.79 ▼ 0.0bps	126.36	7.645 7.767	126.67 128.10	25-Nov-19	126.10	110.00	3
FR0079	7-Jan-19	15-Apr-39	8.38	19.4	9.76	7.64 ▲ 0.3bps	107.32	7.496 7.617	107.61 108.90	25-Nov-19	107.30	387.36	27
FR0083	7-Nov-19	15-Apr-40	7.50	20.4	10.26	7.54 ▲ 1.0bps	99.58			25-Nov-19	101.00	675.86	88
FR0057	21-Apr-11	15-May-41	9.50	21.5	9.89	7.92 ▼ 0.0bps	116.23	7.762 7.883	116.60 118.03	22-Nov-19	114.00	0.20	1
FR0062	9-Feb-12	15-Apr-42	6.38	22.4	10.78	7.91 ▲ 1.1bps	84.03	7.759 7.880	84.27 85.39	22-Nov-19	82.70	145.23	5
FR0067	18-Jul-13	15-Feb-44	8.75	24.2	10.29	7.92 ▼ 0.0bps	108.82	7.745 7.867	109.47 110.89	22-Nov-19	109.75	9.82	1
FR0076	22-Sep-17	15-May-48	7.38	28.5	11.46	7.78 ▲ 0.8bps	95.35	7.530 7.651	96.81 98.19	25-Nov-19	97.50	156.42	100
ORIO15	31-Oct-18	15-Oct-21	8.25	1.9	-	6.23 ▼ -0.3bps	103.59	6.177 6.298	103.47 103.69	25-Nov-19	102.75	8.34	19
IFR0007	21-Jan-10	15-Jan-25	10.25	5.1	3.94	6.79 ▼ -0.7bps	114.76	6.755 6.835	114.57 114.94	28-Dec-18	92.37	354.61	2
IFR0006	1-Apr-10	15-Mar-30	10.25	10.3	6.57	7.56 ▼ 0.0bps	118.97	7.534 7.656	118.24 119.20	5-Nov-19	122.11	6.00	2
IFR0010	3-Mar-11	15-Feb-36	10.00	16.2	8.41	8.00 ▲ 0.9bps	117.94	7.914 8.035	117.61 118.85	23-Aug-17	120.00	1.01	1
PBS014	6-Oct-16	15-May-21	6.50	1.5	1.38	6.01 ▼ -0.9bps	100.68	5.990 6.112	100.54 100.71	25-Nov-19	100.70	994.50	5
PBS002	2-Feb-12	15-Jan-22	5.45	2.1	1.95	6.29 ▲ 1.8bps	98.34	6.181 6.302	98.31 98.55	25-Nov-19	98.34	206.94	4
PBS011	14-Jan-16	15-Aug-23	8.75	3.7	3.10	6.54 ▼ -0.2bps	107.18	6.535 6.656	106.79 107.20	13-Nov-19	107.35	3.00	1
PBS019	4-Oct-18	15-Sep-23	8.25	3.8	3.21	6.51 ▼ -0.1bps	105.76	6.461 6.583	105.52 105.94	25-Nov-19	105.80	355.39	11
PBS017	11-Jan-18	15-Oct-25	6.13	5.9	4.81	6.95 ▼ -0.9bps	96.08	6.923 7.018	95.74 96.19	4-Nov-19	95.85	26.00	2
PBS021	5-Dec-18	15-Nov-26	8.50	7.0	5.26	7.18 ▼ -0.1bps	107.13	7.146 7.267	106.65 107.33	4-Nov-19	107.83	45.00	3
PBS003	2-Feb-12	15-Jan-27	6.00	7.1	5.49	7.76 ▼ -1.6bps	90.47	7.616 7.738	90.59 91.21	4-Nov-19	93.50	16.00	2
PBS020	22-Oct-18	15-Oct-27	9.00	7.9	5.67	7.27 ▼ -0.8bps	110.23	7.249 7.371	109.60 110.37	24-Jul-19	107.12	1,200.00	2
PBS018	4-Jun-18	15-May-28	7.63	8.5	6.16	7.45 ▼ -0.7bps	101.11	7.435 7.556	100.42 101.18	3-Sep-19	99.29	2,000.00	2
PBS023	15-May-19	15-May-30	8.13	10.5	7.03	7.58 ▼ 0.0bps	103.91	7.549 7.671	103.23 104.11	16-Jul-19	107.72	1,200.00	2
PBS012	28-Jan-16	15-Nov-31	8.88	12.0	7.54	7.51 ▼ 0.0bps	110.63	7.707 7.829	108.03 109.02	21-Nov-19	110.50	28.00	7
PBS022	24-Jan-19	15-Apr-34	8.63	14.4	8.28	7.91 ▼ -0.1bps	106.05	7.869 7.990	105.36 106.43	25-Nov-19	107.60	3.58	4
PBS004	16-Feb-12	15-Feb-37	6.10	17.2	9.56	8.13 ▼ 0.0bps	81.35	8.040 8.162	81.09 82.06	15-Nov-19	83.01	0.03	1
PBS007	29-Sep-14	15-Sep-40	9.00	20.8	9.59	8.19 ▼ 0.0bps	108.04	8.023 8.145	108.48 109.78	9-Aug-18	104.10	75.00	1
PBS005	2-May-13	15-Apr-43	6.75	23.4	10.55	8.32 ▼ 0.0bps	83.92	8.133 8.255	84.51 85.62	19-Nov-19	88.92	240.00	4
PBS015	21-Jul-17	15-Jul-47	8.00	27.6	10.58	8.23 ▼ 0.0bps	97.47	8.00 8.119	98.68 100.02	25-Nov-19	100.40	8.00	4
SR010	21-Mar-18	10-Mar-21	5.90	1.3	-	6.05 ▼ -2.8bps	99.82	6.057 6.179	99.65 99.81	25-Nov-19	99.20	0.52	3

*Val: Valuation based on ENVS Yield Curve: MDur (Modified Duration) is in year; Coupon, Price, & Yield are in % Source: Bloomberg, Danareksa Sekuritas, IDX (Last Trade)

YIELD CURVE MOVEMENT



Source: Danareksa Sekuritas

Analysts: Laras Nerpatri (ext. 3403) & Amir A. Dallmunthe (ext. 3405)