

HEADLINES & ANALYSIS

- A Chinese Ministry of Commerce spokesman said that both sides in the trade dispute have agreed to roll back tariffs in phases as they work toward a deal. If confirmed by the U.S., such an understanding would provide a road map for a de-escalation of the trade war. (Bloomberg)
- As investors fretted for most of the year that the trade war and slowing growth would end in a global recession, assets like gold and sovereign bonds provided protection. That ended spectacularly Thursday. Gold lost as much as \$30 an ounce, Treasuries tumbled the most since summer and defensive equities sank. (Bloomberg)
- Treasuries tumbled Thursday as optimism about the prospect of a trade deal dented demand for bonds globally and led investors to trim bets on further Federal Reserve rate cuts. (Bloomberg)

YIELD CURVE (%)

TTM	7-Nov-19	-1 Day	Change	TTM	7-Nov-19	-1 Day	Change
3 months	4.592	4.604	-0.012	15 years	7.541	7.550	-0.008
6 months	4.880	4.902	-0.022	16 years	7.603	7.611	-0.008
1 year	5.388	5.423	-0.034	17 years	7.659	7.667	-0.008
2 years	5.930	5.973	-0.043	18 years	7.709	7.717	-0.007
3 years	6.224	6.266	-0.042	19 years	7.754	7.761	-0.007
4 years	6.412	6.450	-0.037	20 years	7.794	7.801	-0.007
5 years	6.557	6.589	-0.032	21 years	7.830	7.837	-0.007
6 years	6.683	6.710	-0.027	22 years	7.862	7.869	-0.007
7 years	6.802	6.825	-0.023	23 years	7.891	7.898	-0.007
8 years	6.916	6.935	-0.019	24 years	7.917	7.924	-0.007
9 years	7.024	7.041	-0.017	25 years	7.940	7.947	-0.007
10 years	7.128	7.142	-0.014	26 years	7.960	7.967	-0.007
11 years	7.224	7.237	-0.012	27 years	7.979	7.986	-0.007
12 years	7.314	7.325	-0.011	28 years	7.995	8.002	-0.007
13 years	7.397	7.407	-0.010	29 years	8.010	8.017	-0.007
14 years	7.473	7.482	-0.009	30 years	8.023	8.031	-0.007

Source : Danareksa Sekuritas

MOST ACTIVE GOVERNMENT BONDS

Bond	Coupon	Maturity	Last Price	Yield	Volume (IDR bn)
FR0068	8.375	15-Mar-34	108.90	7.368	2,411.23
FR0082	7.000	15-Sep-30	98.50	7.049	1,899.02
FR0064	6.125	15-May-28	95.33	6.876	1,425.78
FR0077	8.125	15-May-24	106.65	6.401	1,344.79
FR0070	8.375	15-Mar-24	107.34	6.414	1,063.58

Sources: Bloomberg; Indonesia Stock Exchange (Volume)

MOST ACTIVE CORPORATE BONDS

Bond	Rating	Coupon	Maturity	Last Price	Yield	Volume
TAFS02BCN2	AAA(idn)	8.500	14-Feb-20	100.50	8.46	99.00
ASDF04ACN2	idAAA	8.000	23-Feb-20	100.45	7.96	70.00
FIFA03BCN1	idAAA	8.450	26-Apr-20	100.72	8.39	54.00
BEXI04ACN7	idAAA	7.000	9-Nov-20	100.05	6.95	50.00
MEDC02CCN5	idA+	11.300	14-Jun-22	105.58	8.87	40.00

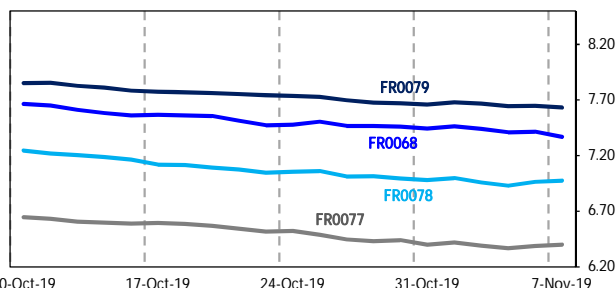
\*Current yield: Coupon, Last Price & Yield are in %; Volume is in IDR bn; Rating code: id(Pefindo) & idn (Fitch Indonesia)

SOVEREIGN BOND YIELDS

Country	Tenor	Coupon (%)	7-Nov-19	-1 Mo	-3 Mo	Spread over UST YC (bps)			Country	Tenor	Coupon (%)	7-Nov-19	-1 Mo	-3 Mo	Spread over UST YC (bps)		
			7-Nov-19	-1 Mo	-3 Mo	7-Nov-19	-1 Mo	-3 Mo				7-Nov-19	-1 Mo	-3 Mo	7-Nov-19	-1 Mo	-3 Mo
United States	2yr		1.68	2.58	2.40				Philippines	2yr	6.00	3.93	-	-	225	-	-
USD	5yr		1.74	2.77	2.65				PHP	5yr	7.88	4.21	-	-	247	-	-
	10yr		1.92	2.92	2.88					10yr	11.38	4.54	-	-	262	-	-
German	2yr	0.25	-0.61	-	-	-229	-	-	Thailand	2yr	3.13	1.33	1.65	1.67	-35	-79	-58
EUR	5yr	1.00	-0.51	-	-	-225	-	-	THB	5yr	3.45	1.44	-	-	-30	-	-
	10yr	1.75	-0.23	-	-	-215	-	-		10yr	3.63	1.62	-	-	-30	-	-
Indonesia	2yr	11.63	4.52	2.81	2.54	284	37	29	India	2yr	7.59	-	-	-	-	-	-
USD	5yr	3.75	2.50	3.74	3.52	76	97	87	INR	5yr	7.28	6.24	-	-	450	-	-
	10yr	3.50	3.01	4.14	4.04	109	122	116		10yr	8.83	6.51	-	-	459	-	-
Brazil	2yr	0.00	4.82	8.26	8.86	314	582	661	Malaysia	3yr	3.17	3.11	3.71	3.60	141	113	120
BRL	5yr	10.00	5.63	8.87	9.28	395	643	703	MYR	5yr	3.26	3.30	-	-	156	-	-
	10yr	10.00	6.66	9.76	10.00	498	732	775		10yr	4.18	3.47	-	-	155	-	-

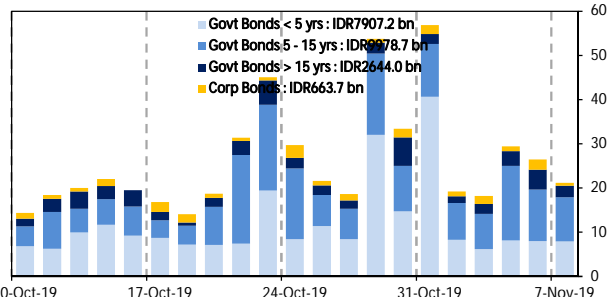
Sources: Bloomberg (Current Yield Curve), US Treasury

YIELD OF GOVERNMENT BOND BENCHMARK (%)



Sources: Bloomberg

TRADING VOLUME BY MATURITY (IDR TRILLION)



Sources: Indonesia Stock Exchange

KEY TARGETED RATE

Country	Rate (%)	Last Change	Change	Inflation Rate (%)	Real Interest Rate (%)
Indonesia (SDRR)	5.00	24-Oct-19	-25bps	3.13	1.87
US (Fed Fund Rate)	1.75	30-Oct-19	-25bps	1.70	0.05
Euro Region	0.00	16-Mar-16	-5bps	1.20	-1.20
Japan	0.10	19-Dec-08	-20bps	0.20	-0.10
India (Repo Rate)	5.15	0-Jan-00	0bps	6.98	-1.83
Malaysia	3.00	7-May-19	-25bps	1.10	1.90
Philippines	4.00	26-Sep-19	-25bps	0.80	3.20
Thailand	3.00	25-Jan-12	-25bps	0.11	2.89
Singapore	0.08	31-Dec-13	5bps	0.50	-0.42
Brazil	5.00	30-Oct-19	-50bps	2.54	2.46

Sources: Bloomberg

GLOBAL STOCK MARKETS

Stock Index	7-Nov-19	-1Day	Return (%)					
			Daily	WoW	MoM	YoY	YtD	
Indonesia (JCI)	6,166	↓	6,218	-0.84	-1.01	2.09	3.80	-0.47
Dow Jones (DJIA)	27,675	↑	27,493	0.66	2.32	5.77	5.71	20.00
London (FTSE 100)	7,406	↑	7,397	0.13	2.18	3.69	4.06	9.99
Nikkei 225	23,330	↑	23,304	0.11	1.76	8.07	5.63	16.57
Hang Seng (HIS)	27,847	↑	27,689	0.57	3.50	7.55	6.50	9.19
Malaysia (KLCI)	1,609	↑	1,603	0.38	0.71	3.24	-6.15	-4.89
Philippines (PSEI)	8,074	↑	8,026	0.60	1.21	4.09	14.78	8.14
Thailand (SET)	1,641	↑	1,624	1.04	2.46	1.78	-2.06	4.92
Singapore (STI)	3,286	↑	3,263	0.71	1.73	5.62	7.19	7.61
Brazil (BOVESPA)	109,581	↑	108,360	1.13	2.20	9.60	24.93	24.68

Sources: Bloomberg & Danareksa

CURRENCY & COMMODITY

Price	7-Nov-19	-1 Day	-1 Week	-1 Month	EoP 2018
USD/IDR	13,998	↓	14,023	14,043	14,162
Brent	62.7	↑	62.01	59.55	58.08
WTI Crude Oil	57.15	↑	56.35	54.18	52.63

Sources: Bloomberg

PERFORMANCE OF IDR GOVERNMENT BONDS

As of	Average YTM (%)	Change (bps)	Return (%)				
			Daily	WoW	MoM	YoY	YTD
7-Nov-19	6.87		0.04	0.27	2.16	16.51	13.93
-1 Day	6.87	↓ -0.1	0.00	0.38	2.09	17.17	13.89
-1 Week	6.89	↓ -2.6	0.16	0.69	2.29	18.88	13.63
-1 Month	7.14	↓ -27.7	-0.03	0.39	1.19	16.32	11.52
-1 Year	8.23	↓ -136.5	0.60	2.31	2.00	-1.08	-3.68

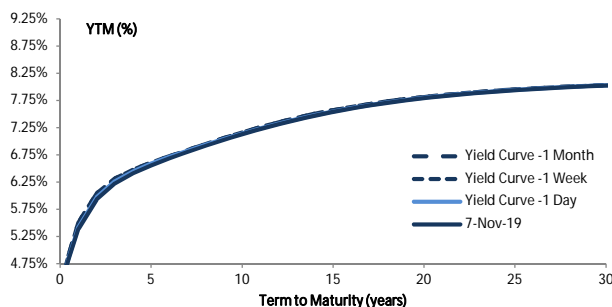
Sources: Danareksa

**VALUATIONS OF GOVERNMENT BONDS**

Bond	Issue Date	Mature Date	Coupon	TTM	Modified Duration	YTM	(Change)	Prev Closing Price	Fair Yield Range	Fair Price Range	Date	Last Trade Price	Vol (IDR bn)	Freq
FR0031	16-Jun-05	15-Nov-20	11.00	1.0	0.92	5.38	↑ 0.2bps	105.46	5.231 - 5.416	105.48 - 105.66	7-Nov-19	105.55	9.00	1
FR0034	26-Jan-06	15-Jun-21	12.80	1.6	1.40	5.74	↓ -8.6bps	110.59	5.592 - 5.766	110.62 - 110.90	7-Nov-19	110.63	18.00	3
FR0053	8-Jul-10	15-Jul-21	8.25	1.7	1.53	5.82	↓ -2.4bps	103.81	5.716 - 5.853	103.79 - 104.01	7-Nov-19	103.80	1,032.96	17
FR0061	6-Oct-11	15-May-22	7.00	2.5	2.22	6.07	↓ -1.0bps	102.13	5.970 - 6.136	101.99 - 102.38	7-Nov-19	102.40	671.77	26
FR0035	16-Feb-06	15-Jun-22	12.90	2.6	2.16	6.16	↓ -4.2bps	115.91	6.103 - 6.210	115.84 - 116.12	6-Nov-19	115.75	152.25	3
FR0043	22-Feb-07	15-Jul-22	10.25	2.7	2.29	6.24	↓ -1.1bps	109.73	6.135 - 6.318	109.56 - 110.04	31-Oct-19	109.82	221.53	9
FR0063	13-Aug-12	15-May-23	5.63	3.5	3.06	6.26	↑ 0.4bps	98.03	6.158 - 6.276	97.97 - 98.33	7-Nov-19	97.88	21.93	6
<b>FR0077</b>	<b>27-Sep-18</b>	<b>15-May-24</b>	<b>8.13</b>	<b>4.5</b>	<b>3.64</b>	<b>6.40</b>	<b>↑ 1.3bps</b>	<b>106.66</b>	<b>6.318 - 6.434</b>	<b>106.54 - 107.01</b>	<b>7-Nov-19</b>	<b>106.65</b>	<b>1,344.79</b>	<b>34</b>
FR0046	19-Jul-07	15-Jul-23	9.50	3.7	3.05	6.32	↓ -1.7bps	110.27	6.271 - 6.367	110.14 - 110.47	21-Oct-19	109.50	0.11	1
FR0039	24-Aug-06	15-Aug-23	11.75	3.8	3.04	6.42	↓ -0.9bps	117.53	6.361 - 6.428	117.55 - 117.80	23-Oct-19	117.00	65.00	5
FR0070	29-Aug-13	15-Mar-24	8.38	4.4	3.61	6.41	↓ -0.1bps	107.32	6.345 - 6.459	107.16 - 107.60	7-Nov-19	107.34	1,063.58	28
FR0044	19-Apr-07	15-Sep-24	10.00	4.9	3.85	6.62	↓ -1.5bps	113.78	6.507 - 6.624	113.80 - 114.33	6-Nov-19	113.80	20.00	2
FR0081	1-Aug-19	15-Jun-25	6.50	5.6	4.53	6.39	↑ 1.3bps	100.50			7-Nov-19	100.41	375.81	14
FR0040	21-Sep-06	15-Sep-25	11.00	5.9	4.40	6.64	↓ -2.3bps	120.82	6.588 - 6.723	120.40 - 121.13	7-Nov-19	120.11	10.00	1
FR0037	18-May-06	15-Sep-26	12.00	6.9	4.88	6.87	↓ -1.0bps	127.62	6.776 - 6.928	127.28 - 128.25	7-Nov-19	127.72	2.00	2
FR0056	23-Sep-10	15-Sep-26	8.38	6.9	5.19	6.71	↑ 4.4bps	109.03	6.592 - 6.731	108.89 - 109.69	7-Nov-19	109.24	860.73	9
FR0059	15-Sep-11	15-May-27	7.00	7.5	5.60	6.78	↑ 1.6bps	101.27	6.684 - 6.843	100.91 - 101.84	7-Nov-19	101.30	580.81	21
FR0042	25-Jan-07	15-Jul-27	10.25	7.7	5.37	7.03	→ 0.0bps	118.84	6.972 - 7.068	118.60 - 119.23	30-Oct-19	118.25	1.00	1
FR0047	30-Aug-07	15-Feb-28	10.00	8.3	5.72	7.02	↓ -2.1bps	118.42	6.971 - 7.061	118.15 - 118.78	1-Nov-19	118.24	4.00	1
FR0064	13-Aug-12	15-May-28	6.13	8.5	6.30	6.88	↑ 1.9bps	95.22	6.783 - 6.968	94.65 - 95.79	7-Nov-19	95.33	1,425.78	51
<b>FR0078</b>	<b>27-Sep-18</b>	<b>15-May-29</b>	<b>8.25</b>	<b>9.5</b>	<b>6.44</b>	<b>6.98</b>	<b>↑ 1.2bps</b>	<b>108.76</b>	<b>6.861 - 6.978</b>	<b>108.74 - 109.59</b>	<b>7-Nov-19</b>	<b>108.75</b>	<b>655.31</b>	<b>46</b>
FR0071	12-Sep-13	15-Mar-29	9.00	9.4	6.41	7.03	↓ -2.7bps	113.34	6.974 - 7.123	112.65 - 113.74	7-Nov-19	113.50	370.50	56
FR0052	20-Aug-09	15-Aug-30	10.50	10.8	6.76	7.21	↑ 0.2bps	124.32	7.125 - 7.236	124.11 - 125.06	7-Nov-19	122.50	24.40	3
FR0082	1-Aug-19	15-Sep-30	7.00	10.9	7.43	7.05	↓ -0.1bps	99.62			7-Nov-19	98.50	1,899.02	89
FR0073	6-Aug-15	15-May-31	8.75	11.5	7.17	7.27	↑ 1.4bps	111.39	7.198 - 7.285	111.29 - 112.01	7-Nov-19	111.75	8.87	3
FR0074	10-Nov-16	15-Aug-32	7.50	12.8	8.03	7.34	↑ 0.1bps	101.30	7.312 - 7.406	100.75 - 101.53	7-Nov-19	101.53	379.26	26
FR0054	22-Jul-10	15-Jul-31	9.50	11.7	7.21	7.29	↑ 2.5bps	117.16	7.233 - 7.308	117.01 - 117.66	7-Nov-19	117.00	17.20	3
FR0058	21-Jul-11	15-Jun-32	8.25	12.6	7.70	7.38	↑ 1.4bps	107.02	7.328 - 7.404	106.84 - 107.49	7-Nov-19	106.20	0.83	4
FR0065	30-Aug-12	15-May-33	6.63	13.5	8.39	7.32	↑ 1.1bps	94.13	7.256 - 7.434	93.17 - 94.62	7-Nov-19	92.85	192.64	23
<b>FR0068</b>	<b>1-Aug-13</b>	<b>15-Mar-34</b>	<b>8.38</b>	<b>14.4</b>	<b>8.45</b>	<b>7.37</b>	<b>↓ -4.7bps</b>	<b>108.81</b>	<b>7.339 - 7.432</b>	<b>108.22 - 109.08</b>	<b>7-Nov-19</b>	<b>108.90</b>	<b>2,411.23</b>	<b>62</b>
FR0080	4-Jul-19	15-Jun-35	7.50	15.6	8.88	7.41	↓ -0.5bps	100.85			7-Nov-19	100.35	896.04	90
FR0072	9-Jul-15	15-May-36	8.25	16.5	8.86	7.53	↓ -3.2bps	106.76	7.546 - 7.638	105.69 - 106.58	7-Nov-19	107.39	511.93	60
FR0045	24-May-07	15-May-37	9.75	17.5	8.76	7.68	↑ 0.3bps	119.76	7.646 - 7.792	118.54 - 120.12	6-Nov-19	117.00	0.40	1
FR0075	10-Aug-17	15-May-38	7.50	18.5	9.57	7.53	↓ -0.2bps	99.67	7.485 - 7.552	99.49 - 100.15	7-Nov-19	97.75	339.80	135
FR0050	24-Jan-08	15-Jul-38	10.50	18.7	9.02	7.72	↓ -2.3bps	127.29	7.708 - 7.805	126.25 - 127.38	7-Nov-19	126.11	150.25	3
<b>FR0079</b>	<b>7-Jan-19</b>	<b>15-Apr-39</b>	<b>8.38</b>	<b>19.4</b>	<b>9.82</b>	<b>7.63</b>	<b>↓ -1.6bps</b>	<b>107.46</b>	<b>7.605 - 7.691</b>	<b>106.83 - 107.74</b>	<b>7-Nov-19</b>	<b>106.93</b>	<b>430.83</b>	<b>67</b>
FR0057	21-Apr-11	15-May-41	9.50	21.5	9.55	7.90	↓ -0.7bps	116.39	7.869 - 7.982	115.49 - 116.78	7-Nov-19	115.00	1.18	2
FR0062	9-Feb-12	15-Apr-42	6.38	22.4	10.82	7.92	↓ -0.6bps	83.86	7.893 - 7.966	83.48 - 84.14	7-Nov-19	82.50	1.30	4
FR0067	18-Jul-13	15-Feb-44	8.75	24.3	10.34	7.92	↓ -1.8bps	108.90	7.902 - 7.990	108.07 - 109.07	7-Nov-19	107.50	0.92	3
FR0076	22-Sep-17	15-May-48	7.38	28.5	11.14	7.72	↓ -0.3bps	96.05	7.740 - 7.925	93.81 - 95.82	7-Nov-19	95.00	310.78	256
ORI014	25-Oct-17	15-Oct-20	5.85	0.9	-	5.69	↑ 6.4bps	100.14	5.488 - 5.673	100.16 - 100.33	7-Nov-19	100.15	10.18	15
IFR0007	21-Jan-10	15-Jan-25	10.25	5.2	3.98	6.78	↑ 0.3bps	114.91	6.716 - 6.901	114.38 - 115.25	28-Dec-18	92.37	354.61	2
IFR0006	1-Apr-10	15-Mar-30	10.25	10.4	6.62	7.52	↑ 0.5bps	119.36	7.381 - 7.565	119.02 - 120.50	5-Nov-19	122.11	6.00	2
IFR0010	3-Mar-11	15-Feb-36	10.00	16.3	8.46	8.01	↓ -0.9bps	117.91	7.874 - 8.059	117.40 - 119.29	23-Aug-17	120.00	1.01	1
PBS006	19-Sep-13	15-Sep-20	8.25	0.9	0.81	5.71	↓ -2.6bps	102.05	5.815 - 5.999	101.84 - 101.99	7-Nov-19	102.22	3.83	2
PBS014	6-Oct-16	15-May-21	6.50	1.5	1.39	5.99	↓ -1.1bps	100.72	5.912 - 6.096	100.58 - 100.84	7-Nov-19	100.80	320.00	2
PBS002	2-Feb-12	15-Jan-22	5.45	2.2	1.99	6.29	↓ -1.6bps	98.30	6.161 - 6.315	98.25 - 98.56	7-Nov-19	98.50	92.00	5
PBS011	14-Jan-16	15-Aug-23	8.75	3.8	3.15	6.73	↓ -0.4bps	106.60	6.530 - 6.715	106.67 - 107.30	6-Nov-19	107.12	2.00	1
PBS019	4-Oct-18	15-Sep-23	8.25	3.9	3.25	6.57	↓ -0.4bps	105.62	6.534 - 6.719	105.11 - 105.75	7-Nov-19	105.70	15.00	1
PBS017	11-Jan-18	15-Oct-25	6.13	5.9	4.86	6.92	↑ 0.5bps	96.17	6.845 - 7.030	95.66 - 96.53	4-Nov-19	95.85	26.00	2
PBS021	5-Dec-18	15-Nov-26	8.50	7.0	5.11	7.18	↓ -0.2bps	107.15	6.830 - 7.014	108.13 - 109.19	4-Nov-19	107.83	45.00	3
PBS003	2-Feb-12	15-Jan-27	6.00	7.2	5.56	7.37	↑ 0.4bps	92.45	7.305 - 7.490	91.82 - 92.79	4-Nov-19	93.50	16.00	2
PBS020	22-Oct-18	15-Oct-27	9.00	7.9	5.72	7.22	↑ 0.5bps	110.60	7.117 - 7.302	110.09 - 111.26	24-Jul-19	107.12	1,200.00	2
PBS018	4-Jun-18	15-May-28	7.63	8.5	5.99	7.40	↑ 0.4bps	101.39	7.300 - 7.485	100.87 - 102.03				
PBS012	28-Jan-16	15-Nov-31	8.88	12.0	7.27	7.64	↑ 0.2bps	109.59	7.486 - 7.671	109.35 - 110.88	7-Nov-19	111.14	1.40	1
PBS022	24-Jan-19	15-Apr-34	8.63	14.4	8.32	7.92	→ 0.0bps	106.01	7.759 - 7.944	105.78 - 107.43	5-Nov-19	98.25	32.12	2
PBS004	16-Feb-12	15-Feb-37	6.10	17.3	9.60	8.16	↓ -1.1bps	81.09	7.939 - 8.123	81.37 - 82.86	4-Nov-19	79.50	1.00	1
PBS007	29-Sep-14	15-Sep-40	9.00	20.9	9.64	8.18	↓ -0.5bps	108.17	7.881 - 8.066	109.34 - 111.35	9-Aug-18	104.10	75.00	1
PBS005	2-May-13	15-Apr-43	6.75	23.4	10.60	8.32	↑ 0.3bps	83.95	8.076 - 8.260	84.45 - 86.14	30-Oct-19	85.02	41.00	2
PBS015	21-Jul-17	15-Jul-47	8.00	27.7	10.64	8.22	↑ 2.9bps	97.64	8.13 - 8.312	96.62 - 98.59	6-Nov-19	99.81	22.00	2
SR010	21-Mar-18	10-Mar-21	5.90	1.3	-	6.13	↑ 2.2bps	99.71	5.814 - 5.999	99.87 - 100.11	7-Nov-19	98.60	11.01	14

\*Val: Valuation based on ENVS Yield Curve; MDur (Modified Duration) is in year; Coupon, Price, & Yield are in % Source: Bloomberg, Danareksa Sekuritas, IDX (Last Trade)

**YIELD CURVE MOVEMENT**



Source: Danareksa Sekuritas

Analysts: Laras Nerpatali (ext. 3403) & Amir A. Dallmunthe (ext. 3405)

Disclaimer: The information contained in this report has been taken from sources which we deem reliable. However, none of P.T. Danareksa Sekuritas and/or its affiliated companies and/or their respective employees and/or agents makes any representation or warranty (express or implied) or accepts any responsibility or liability as to, or in relation to, the accuracy or completeness of the information and opinions contained in this report or as to any information contained in this report or any other such information or opinions remaining unchanged after the issue thereof. We expressly disclaim any responsibility or liability (express or implied) of P.T. Danareksa Sekur