

HEADLINES & ANALYSIS

- President Donald Trump sent North Korean leader Kim Jong Un a personal letter, and the U.S. is ready to restart talks with Pyongyang "at a moment's notice," Secretary of State Michael Pompeo said. before departing on Sunday for a multi-nation trip that will take him first to Saudi Arabia, the United Arab Emirates and India, Pompeo confirmed news reports that Trump had sent the letter. (Bloomberg)
- The best returns in a decade for emerging- market bonds just got a further boost as central banks move toward more easing. Now fund managers must navigate trade tensions and geopolitics that could derail the rally. Investors are optimistic after the Federal Reserve signaled it was ready to cut interest rates and the European Central Bank indicated more stimulus may be on the way. But money managers are tempering their outlook with caution on the planned meeting between Donald Trump and Xi Jinping at the G-20 summit this week, and amid tensions in the Middle East. (Bloomberg)
- Investors in Gulf assets breathed a sigh of relief after U.S. President Donald Trump showed restraint against Iran. Calling off airstrikes and opting for additional sanctions on Iran eases the risk of military combat between the Persian nation and its Arab neighbors, and will probably have a positive impact on GCC spreads, according to Arqam Capital Ltd. (Bloomberg)

YIELD CURVE (%)

TTM	21-Jun-19	-1 Day	Change	TTM	21-Jun-19	-1 Day	Change
3 months	5.648	5.606	0.042	15 years	7.943	7.981	-0.038
6 months	5.950	5.884	0.066	16 years	7.993	8.027	-0.034
1 year	6.442	6.362	0.080	17 years	8.037	8.068	-0.031
2 years	6.797	6.749	0.048	18 years	8.077	8.105	-0.028
3 years	6.932	6.926	0.006	19 years	8.112	8.137	-0.025
4 years	7.018	7.044	-0.025	20 years	8.143	8.166	-0.023
5 years	7.104	7.149	-0.045	21 years	8.170	8.191	-0.021
6 years	7.198	7.254	-0.057	22 years	8.195	8.213	-0.019
7 years	7.297	7.359	-0.062	23 years	8.216	8.233	-0.017
8 years	7.398	7.461	-0.063	24 years	8.236	8.251	-0.015
9 years	7.496	7.557	-0.062	25 years	8.253	8.267	-0.014
10 years	7.588	7.647	-0.059	26 years	8.268	8.281	-0.013
11 years	7.674	7.729	-0.055	27 years	8.282	8.294	-0.012
12 years	7.752	7.803	-0.051	28 years	8.294	8.305	-0.011
13 years	7.823	7.869	-0.046	29 years	8.305	8.315	-0.010
14 years	7.886	7.928	-0.042	30 years	8.315	8.325	-0.009

Source : Danareksa Sekuritas

MOST ACTIVE GOVERNMENT BONDS

Bond	Coupon	Maturity	Last Price	Yield	Volume (IDR bn)
FR0078	8.250	15-May-29	105.45	7.409	8,768.99
FR0068	8.375	15-Mar-34	104.60	7.807	4,933.39
FR0071	9.000	15-Mar-29	111.00	7.590	2,803.35
FR0077	8.125	15-May-24	105.00	6.870	2,171.10
FR0079	8.375	15-Apr-39	102.00	7.984	1,866.17

Sources: Bloomberg; Indonesia Stock Exchange (Volume)

MOST ACTIVE CORPORATE BONDS

Bond	Rating	Coupon	Maturity	Last Price	Yield	Volume
SSMM01B	idA	9.600	31-Mar-24	100.00	9.60	294.00
PNMP03ACN1	idA	9.500	28-May-22	100.10	9.46	140.00
ADMFO4ACN3	idAAA	7.500	26-Aug-19	100.04	7.50	114.00
SMBEX01ACN3	idAAA(sy)	7.350	3-May-20	100.20	7.34	101.50
TBIG03CN3	A+(idn)	8.000	4-Jun-20	100.06	8.00	70.00

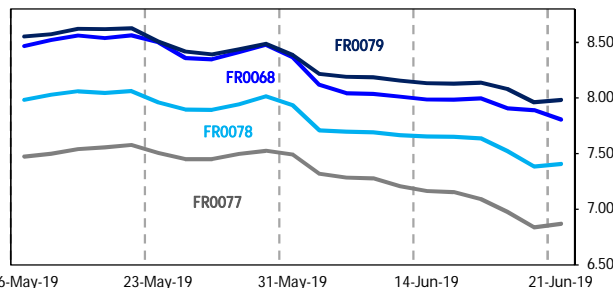
*Current yield: Coupon, Last Price & Yield are in %; Volume is in IDR bn; Rating code: id(Pefindo) & idn (Fitch Indonesia)

SOVEREIGN BOND YIELDS

Country	Tenor	Coupon (%)	21-Jun-19	-1 Mo	-3 Mo	Spread over UST YC (bps)			Country	Tenor	Coupon (%)	21-Jun-19	-1 Mo	-3 Mo	Spread over UST YC (bps)		
						21-Jun-19	-1 Mo	-3 Mo							21-Jun-19	-1 Mo	-3 Mo
United States	2yr		1.77	2.58	2.40				Philippines	2yr	6.00	5.12	-	-	335	-	-
USD	5yr		1.80	2.77	2.65				PHP	5yr	7.88	5.11	-	-	331	-	-
	10yr		2.07	2.92	2.88					10yr	11.38	5.14	-	-	307	-	-
German	2yr	0.25	-0.74	-	-	-251	-	-	Thailand	2yr	3.13	1.78	1.65	1.67	1	-79	-58
EUR	5yr	1.00	-0.63	-	-	-243	-	-	THB	5yr	3.45	1.86	-	-	6	-	-
	10yr	1.75	-0.29	-	-	-236	-	-		10yr	3.63	2.16	-	-	9	-	-
Indonesia	2yr	11.63	4.52	2.81	2.54	275	37	29	India	2yr	7.59	6.22	-	-	445	-	-
USD	5yr	3.75	2.81	3.74	3.52	101	97	87	INR	5yr	7.28	6.70	-	-	490	-	-
	10yr	3.50	3.38	4.14	4.04	131	122	116		10yr	8.83	6.86	-	-	479	-	-
Brazil	2yr	0.00	6.11	8.26	8.86	434	582	661	Malaysia	3yr	3.17	3.34	3.71	3.60	160	113	120
BRL	5yr	10.00	6.66	8.87	9.28	489	643	703	MYR	5yr	3.26	3.43	-	-	163	-	-
	10yr	10.00	7.69	9.76	10.00	592	732	775		10yr	4.18	3.66	-	-	159	-	-

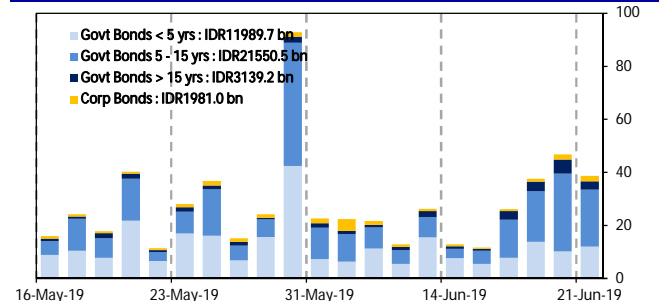
Sources: Bloomberg (Current Yield Curve), US Treasury

YIELD OF GOVERNMENT BOND BENCHMARK (%)



Sources: Bloomberg

TRADING VOLUME BY MATURITY (IDR TRILLION)



Sources: Indonesia Stock Exchange

KEY TARGETED RATE

Country	Rate (%)	Last Change	Change	Inflation Rate (%)	Real Interest Rate (%)
Indonesia (SDRR)	6.00	15-Nov-18	25bps ↑	3.32	2.68
US (Fed Fund Rate)	2.50	19-Dec-18	25bps ↑	1.80	0.70
Euro Region	0.00	16-Mar-16	-5bps ↓	1.60	-1.60
Japan	0.10	19-Dec-08	-20bps ↓	0.70	-0.60
India (Repo Rate)	5.75	0-Jan-00	0bps →	8.33	-2.58
Malaysia	3.00	7-May-19	-25bps ↓	0.20	2.80
Philippines	4.50	9-May-19	-25bps ↓	3.20	1.30
Thailand	3.00	25-Jan-12	-25bps ↓	1.15	1.85
Singapore	0.08	31-Dec-13	5bps ↑	0.80	-0.72
Brazil	6.50	21-Mar-18	-25bps ↓	4.66	1.84

Sources: Bloomberg

GLOBAL STOCK MARKETS

Stock Index	21-Jun-19	-1Day	Return (%)				
			Daily	WoW	MoM	YoY	YTD
Indonesia (JCI)	6,315 ↓	6,336	-0.32	1.04	6.33	8.47	1.95
Dow Jones (DJIA)	26,719 ↓	26,753	-0.13	2.41	3.66	9.23	15.86
London (FTSE 100)	7,408 ↓	7,424	-0.23	0.84	1.00	-1.97	10.00
Nikkei 225	21,259 ↓	21,463	-0.95	0.67	-0.12	-6.32	6.21
Hang Seng (HIS)	28,474 ↓	28,550	-0.27	5.00	2.77	-2.81	11.64
Malaysia (KLCI)	1,682 ↑	1,675	0.41	2.66	4.89	-0.60	-0.58
Philippines (PSEI)	8,055 ↑	8,022	0.41	0.82	3.08	13.49	7.90
Thailand (SET)	1,717 ↓	1,718	-0.04	2.68	5.55	5.06	9.80
Singapore (STI)	3,321 ↑	3,315	0.21	3.06	4.34	0.65	8.78
Brazil (BOVESPA)	102,013 ↑	100,303	1.70	4.05	8.11	45.58	16.07

Sources: Bloomberg & Danareksa

CURRENCY & COMMODITY

Price	21-Jun-19	-1 Day	-1 Week	-1 Month	EoP 2018
USD/IDR	14,155 ↓	14,183	14,325	14,525	14,568
Brent	64.83 ↑	64.72	62.89	70.84	51.89
WTI Crude Oil	57.28 ↑	56.65	52.51	61.22	45.33

Sources: Bloomberg

PERFORMANCE OF IDR GOVERNMENT BONDS

As of	Average YTM (%)	Change (bps)	Return (%)				
			Daily	WoW	MoM	YoY	YTD
21-Jun-19	7.40		0.12	1.50	4.53	9.30	7.62
-1 Day	7.41	↓ -1.1	0.79	1.81	4.37	7.94	7.49
-1 Week	7.63	↓ -22.7	0.42	2.21	2.65	6.71	6.03
-1 Month	8.04	↓ -63.4	-0.08	-0.27	-2.28	5.49	2.81
-1 Year	7.53	↓ -13.2	-1.13	-1.50	-1.06	3.92	-3.02

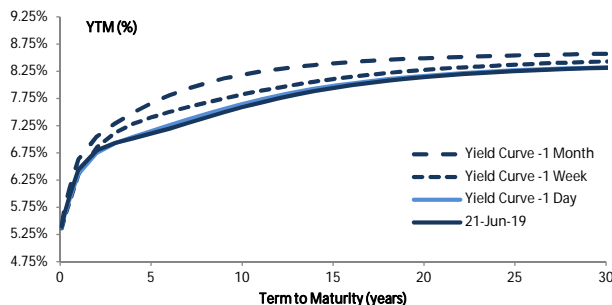
Sources: Danareksa

VALUATIONS OF GOVERNMENT BONDS

Bond	Issue Date	Mature Date	Coupon	TTM	Modified Duration	YTM (Change)	Prev Closing Price	Fair Yield Range	Fair Price Range	Last Trade				
										Date	Price	Vol (IDR bn)	Freq	
FR0031	16-Jun-05	15-Nov-20	11.00	1.4	1.28	6.54	▼ -0.6bps	105.81	6.487 6.573	105.81 105.93	21-Jun-19	105.85	3.90	1
FR0034	26-Jan-06	15-Jun-21	12.80	2.0	1.76	6.76	▲ 0.2bps	110.98	6.668 6.753	111.05 111.22	21-Jun-19	110.45	15.90	2
FR0053	8-Jul-10	15-Jul-21	8.25	2.1	1.82	6.82	▲ 6.8bps	102.69	6.785 6.846	102.66 102.77	21-Jun-19	102.30	645.63	7
FR0061	6-Oct-11	15-May-22	7.00	2.9	2.57	6.90	▲ 1.5bps	100.25	6.869 6.954	100.11 100.33	21-Jun-19	100.50	370.68	9
FR0035	16-Feb-06	15-Jun-22	12.90	3.0	2.51	6.91	▼ -50.9bps	115.83	7.053 7.138	115.24 115.48	21-Jun-19	115.40	3.90	1
FR0043	22-Feb-07	15-Jul-22	10.25	3.1	2.53	6.99	▲ 4.6bps	108.84	6.978 7.063	108.64 108.88	19-Jun-19	108.51	2.00	1
FR0063	13-Aug-12	15-Aug-23	5.63	3.9	3.41	6.89	▲ 2.5bps	95.76	6.894 6.979	95.44 95.72	21-Jun-19	95.75	510.36	14
FR0077	27-Sep-18	15-May-24	8.13	4.9	3.99	6.87	▲ 3.2bps	105.13	6.854 6.939	104.84 105.20	21-Jun-19	105.00	2,171.10	56
FR0046	19-Jul-07	15-Jul-23	9.50	4.1	3.25	7.02	▼ -9.6bps	108.62	6.976 7.061	108.48 108.79	19-Jun-19	108.01	4.00	1
FR0039	24-Aug-06	15-Aug-23	11.75	4.2	3.24	7.03	▲ 1.5bps	116.69	7.018 7.103	116.44 116.77	10-May-19	120.50	5.00	1
FR0070	29-Aug-13	15-Mar-24	8.38	4.7	3.81	6.95	▼ -0.4bps	105.66	6.956 7.041	105.27 105.62	21-Jun-19	105.30	946.90	26
FR0044	19-Apr-07	15-Sep-24	10.00	5.2	4.03	7.09	▲ 0.3bps	112.51	7.152 7.237	111.84 112.23	21-Jun-19	112.37	40.00	1
FR0040	21-Sep-06	15-Sep-25	11.00	6.2	4.54	7.25	▼ -21.9bps	118.49	7.256 7.341	118.02 118.49	21-Jun-19	118.40	117.90	4
FR0037	18-May-06	15-Sep-26	12.00	7.2	4.98	7.31	▼ -18.5bps	125.93	7.299 7.384	125.49 126.03	21-Jun-19	124.95	50.00	5
FR0056	23-Sep-10	15-Sep-26	8.38	7.2	5.32	7.26	▼ -3.8bps	106.19	7.281 7.366	105.56 106.05	21-Jun-19	106.24	770.76	15
FR0059	15-Sep-11	15-May-27	7.00	7.9	5.92	7.35	▲ 3.8bps	97.91	7.332 7.417	97.53 98.03	21-Jun-19	95.50	638.33	22
FR0042	25-Jan-07	15-Jul-27	10.25	8.1	5.45	7.54	▲ 2.9bps	116.11	7.423 7.508	116.35 116.92	21-Jun-19	115.50	100.00	4
FR0047	30-Aug-07	15-Feb-28	10.00	8.7	5.79	7.54	▼ -54.1bps	115.39	7.556 7.641	114.72 115.30	21-Jun-19	115.74	3.30	1
FR0064	13-Aug-12	15-May-28	6.13	8.9	6.60	7.43	▲ 5.0bps	91.60	7.372 7.457	91.44 91.96	21-Jun-19	91.00	202.14	19
FR0078	27-Sep-18	15-May-29	8.25	9.9	6.74	7.41	▲ 2.4bps	105.81	7.311 7.396	105.91 106.52	21-Jun-19	105.45	8,768.99	206
FR0071	12-Sep-13	15-Mar-29	9.00	9.7	6.45	7.59	▼ -4.6bps	109.55	7.469 7.554	109.82 110.44	21-Jun-19	111.00	2,803.35	27
FR0052	20-Aug-09	15-Aug-30	10.50	11.2	6.76	7.68	▲ 6.5bps	120.84	7.577 7.663	121.00 121.72	21-Jun-19	121.00	36.77	2
FR0073	6-Aug-15	15-May-31	8.75	11.9	7.44	7.77	▲ 3.9bps	107.51	7.684 7.769	107.52 108.21	21-Jun-19	108.25	509.64	17
FR0074	10-Nov-16	15-Aug-32	7.50	13.2	7.98	7.82	▼ -1.9bps	97.39	7.796 7.881	96.90 97.57	21-Jun-19	97.40	607.47	80
FR0054	22-Jul-10	15-Jul-31	9.50	12.1	7.17	7.80	▼ -7.2bps	113.16	7.900 7.985	111.59 112.29	20-Jun-19	111.70	11.00	3
FR0058	21-Jul-11	15-Jun-32	8.25	13.0	7.98	7.78	➔ 0.0bps	103.83	7.762 7.847	103.24 103.95	21-Jun-19	101.80	234.30	10
FR0065	30-Aug-12	15-May-33	6.63	13.9	8.62	7.80	▼ -9.7bps	90.10	7.901 7.986	88.69 89.34	21-Jun-19	89.00	261.41	18
FR0068	1-Aug-13	15-Mar-34	8.38	14.7	8.37	7.81	▲ -8.3bps	104.90	7.832 7.917	103.92 104.68	21-Jun-19	104.60	4,933.39	173
FR0072	9-Jul-15	15-May-36	8.25	16.9	9.09	7.90	▲ 2.0bps	103.23	7.912 7.997	102.31 103.11	21-Jun-19	102.10	683.67	164
FR0045	24-May-07	15-May-37	9.75	17.9	8.93	8.17	▲ 0.2bps	114.70	8.151 8.236	114.04 114.91	21-Jun-19	114.53	136.90	5
FR0075	10-Aug-17	15-May-38	7.50	18.9	9.74	7.94	▲ 0.2bps	95.70	7.972 8.057	94.63 95.42	21-Jun-19	95.25	382.07	291
FR0050	24-Jan-08	15-Jul-38	10.50	19.1	8.80	8.19	▲ 0.5bps	122.08	8.063 8.148	122.56 123.52	21-Jun-19	121.75	0.40	1
FR0079	7-Jan-19	15-Apr-39	8.38	19.8	9.64	7.98	▲ 2.3bps	103.84	7.987 8.073	102.95 103.81	21-Jun-19	102.00	1,866.17	302
FR0057	21-Apr-11	15-May-41	9.50	21.9	9.74	8.23	➔ 0.0bps	112.75	8.292 8.377	111.17 112.09	14-Jun-19	111.50	200.00	1
FR0062	9-Feb-12	15-Apr-42	6.38	22.8	10.53	8.32	▲ 0.9bps	80.22	8.397 8.482	78.88 79.59	21-Jun-19	83.75	0.35	2
FR0067	18-Jul-13	15-Feb-44	8.75	24.7	10.04	8.31	▲ 5.6bps	104.62	8.248 8.333	104.31 105.24	20-Jun-19	104.00	125.00	4
FR0076	22-Sep-17	15-May-48	7.38	28.9	11.00	8.31	▼ -14.8bps	89.83	8.298 8.384	89.08 89.92	21-Jun-19	90.25	50.98	41
ORIO14	25-Oct-17	15-Oct-20	5.85	1.3	-	6.63	▼ -1.2bps	99.03	6.879 6.964	98.60 98.71	21-Jun-19	98.40	3.85	10
IFR0008	15-Apr-10	15-Mar-20	8.80	0.7	0.69	6.62	▲ 1.8bps	101.50	6.647 6.732	101.44 101.50	28-Dec-18	85.98	85.00	1
IFR0007	21-Jan-10	15-Jan-25	10.25	5.6	4.13	7.52	▼ -5.7bps	112.21	7.258 7.343	113.08 113.49	28-Dec-18	92.37	354.61	2
IFR0006	1-Apr-10	15-Mar-30	10.25	10.7	6.59	8.23	▼ -18.2bps	114.20	7.992 8.077	115.37 116.04	11-Jun-19	115.33	8.00	2
IFR0010	3-Mar-11	15-Feb-36	10.00	16.7	8.24	8.65	▼ -20.3bps	111.79	8.440 8.525	112.97 113.79	23-Aug-17	120.00	1.01	1
PBS016	6-Sep-17	15-Mar-20	6.25	0.7	0.70	6.38	▲ 0.3bps	99.90	6.653 6.738	99.64 99.70	21-Jun-19	100.00	630.00	11
PBS006	19-Sep-13	15-Sep-20	8.25	1.2	1.14	6.56	▼ -7.7bps	101.94	6.557 6.642	101.86 101.96	21-Jun-19	101.40	40.00	2
PBS014	6-Oct-16	15-May-21	6.50	1.9	1.75	6.97	▼ -3.2bps	99.17	7.038 7.123	98.90 99.05	21-Jun-19	99.34	144.00	2
PBS002	2-Feb-12	15-Jan-22	5.45	2.6	2.28	7.71	▼ -0.5bps	94.84	7.657 7.742	94.75 94.94	20-Jun-19	96.78	20.00	2
PBS011	14-Jan-16	15-Aug-23	8.75	4.2	3.36	7.30	➔ 0.0bps	105.09	6.101 6.186	109.25 109.57	21-Jun-19	106.20	12.40	2
PBS019	4-Oct-18	15-Sep-23	8.25	4.2	3.46	7.46	➔ 0.0bps	102.80	7.201 7.286	103.44 103.75	19-Jun-19	104.15	80.00	4
PBS017	11-Jan-18	15-Oct-25	6.13	6.3	5.04	7.59	▼ -9.1bps	92.74	7.331 7.416	93.57 93.98	21-Jun-19	91.00	10.00	1
PBS021	5-Dec-18	15-Nov-26	8.50	7.4	5.46	7.36	▼ -11.9bps	106.40	7.068 7.153	107.63 108.13	21-Jun-19	105.35	20.00	1
PBS003	2-Feb-12	15-Jan-27	6.00	7.6	5.71	7.80	▼ -12.3bps	89.86	7.533 7.618	90.82 91.28	14-Mar-19	87.50	16.00	2
PBS020	22-Oct-18	15-Oct-27	9.00	8.3	5.79	7.91	▼ -14.1bps	106.55	7.644 7.729	107.67 108.22				
PBS018	4-Jun-18	15-May-28	7.63	8.9	6.27	8.19	▼ -15.6bps	96.49	7.939 8.025	97.48 98.01				
PBS012	28-Jan-16	15-Nov-31	8.88	12.4	7.47	8.40	▼ -19.4bps	103.60	8.209 8.294	104.43 105.11	21-Jun-19	105.10	7.00	1
PBS022	24-Jan-19	15-Apr-34	8.63	14.8	8.29	8.17	▼ -20.1bps	103.87	7.962 8.048	104.93 105.69	23-May-19	99.15	30.00	13
PBS004	16-Feb-12	15-Feb-37	6.10	17.7	9.40	8.64	▼ -17.8bps	77.21	8.424 8.509	78.18 78.83	13-Jun-19	79.50	0.50	1
PBS007	29-Sep-14	15-Sep-40	9.00	21.2	9.22	8.92	▼ -1.8bps	100.71	8.547 8.632	103.53 104.38	9-Aug-18	104.10	75.00	1
PBS005	2-May-13	15-Apr-43	6.75	23.8	10.20	8.85	▲ 0.1bps	79.29	8.486 8.571	81.61 82.35	10-Jun-19	79.35	21.00	1
PBS015	21-Jul-17	15-Jul-47	8.00	28.1	9.93	9.04	▼ -11.8bps	89.44	8.484 8.569	93.98 94.84	13-Jun-19	92.87	41.00	7
SR009	22-Mar-17	10-Mar-20	6.90	0.7	-	#N/A	#N/A	#N/A	6.71 6.794	100.07 100.13	21-Jun-19	98.50	6.51	9
SR010	21-Mar-18	10-Mar-21	5.90	1.7	-	6.89	▼ -13.7bps	98.41	6.949 7.034	98.17 98.30	21-Jun-19	97.50	72.08	20

*Val: Valuation based on ENVS Yield Curve; MDur (Modified Duration) is in year; Coupon, Price, & Yield are in % Source: Bloomberg, Danareksa Sekuritas, IDX (Last Trade)

YIELD CURVE MOVEMENT



Source: Danareksa Sekuritas

Analysts: Rifki Rizal (ext. 3404) & Amr A. Dalimunthe (ext. 3405)

Disclaimer: The information contained in this report has been taken from sources which we deem reliable. However, none of P.T. Danareksa Sekuritas and/or its affiliated companies and/or their respective employees and/or agents makes any representation or warranty (express or implied) or accepts any responsibility or liability as to, or in relation to, the accuracy or completeness of the information and opinions contained in this report