

HEADLINES & ANALYSIS

- Treasuries advance, with futures volumes picking up from about 9am New York time as overnight highs were breached, suggesting buying may be stop-related, with no particular catalyst cited. Gains pushed 10-year yields back under 2.93%. (Bloomberg)
- The Bank of Japan had considered raising rates later this year before market turbulence in January and weak inflation data scuttled the plan, Reuters reported, citing unidentified people familiar with the BOJ thinking. When the board met in July, members were divided between those concerned about the prolonged easing and others opposed to a quick exit, Reuters said. (Bloomberg)
- Turkey's lira sank to a record low and bonds tumbled as heightened concern over a diplomatic spat with the U.S. overshadowed the central bank's attempt to support the currency. The lira slumped as much as 6.7 percent, while the rate on 10-year bonds hovered just below 20 percent after President Recep Tayyip Erdogan said on Saturday that Turkey will respond in kind to U.S. sanctions over a detained American pastor. (Bloomberg)

YIELD CURVE (%)

	TTM	6-Aug-18	-1 Day	Change	TTM	6-Aug-18	-1 Day	Change
3 months	5.156	5.159	-0.003		15 years	8.241	8.224	0.016
6 months	5.666	5.671	-0.006		16 years	8.272	8.256	0.016
1 year	6.454	6.462	-0.009		17 years	8.300	8.284	0.015
2 years	7.147	7.155	-0.008		18 years	8.324	8.310	0.014
3 years	7.438	7.443	-0.004		19 years	8.347	8.333	0.014
4 years	7.590	7.589	0.001		20 years	8.367	8.354	0.013
5 years	7.691	7.686	0.006		21 years	8.384	8.372	0.012
6 years	7.772	7.762	0.010		22 years	8.400	8.389	0.012
7 years	7.844	7.831	0.013		23 years	8.415	8.404	0.011
8 years	7.909	7.894	0.015		24 years	8.427	8.417	0.011
9 years	7.970	7.953	0.017		25 years	8.439	8.429	0.010
10 years	8.026	8.008	0.018		26 years	8.449	8.439	0.010
11 years	8.078	8.060	0.018		27 years	8.458	8.449	0.009
12 years	8.125	8.107	0.018		28 years	8.467	8.458	0.009
13 years	8.167	8.150	0.018		29 years	8.474	8.465	0.009
14 years	8.206	8.189	0.017		30 years	8.481	8.472	0.008

Source : Danareksa Sekuritas

MOST ACTIVE GOVERNMENT BONDS

Bond	Coupon	Maturity	Last Price	Yield	Volume (IDR bn)
FR0064	6.125	15-May-28	89.00	7.756	1,327.84
FR0070	8.375	15-Mar-24	102.65	7.741	1,089.18
FR0063	5.625	15-May-23	92.15	7.628	1,080.00
FR0065	6.625	15-May-33	89.00	8.110	588.79
FR0052	10.500	15-Aug-30	118.00	8.083	475.81

Sources: Bloomberg; Indonesia Stock Exchange (Volume)

MOST ACTIVE CORPORATE BONDS

Bond	Rating	Coupon	Maturity	Last Price	Yield	Volume
MFIN03BCN1	idA	9.500	5-Jul-21	100.52	9.29	340.00
FIFA03BCN3	idAAA	7.450	11-Apr-21	99.34	7.72	203.01
BVIC01BCN2	idA-	10.300	5-Jun-23	100.02	10.29	90.00
BIIF01ACN2	AA+(idn)	9.100	13-Apr-19	101.11	9.00	74.00
BBRI02ACN3	idAAA	7.600	24-Aug-20	99.30	7.97	66.60

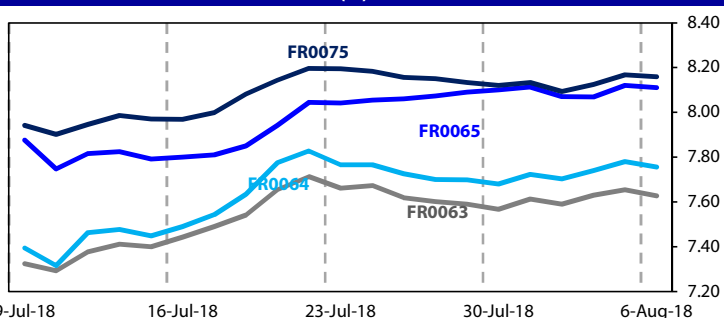
Coupon, Last Price & Yield are in %; Volume is in IDR bn; Rating code: id(Pefindo) & idn (Fitch Indonesia)

SOVEREIGN BOND YIELDS

Country	Tenor	Coupon (%)	6-Aug-18			Spread over UST YC (bps)			Country	Tenor	Coupon (%)	6-Aug-18			Spread over UST YC (bps)		
			6-Aug-18	-1 Mo	-3 Mo	6-Aug-18	-1 Mo	-3 Mo				6-Aug-18	-1 Mo	-3 Mo			
United States	2yr		2.64	2.58	2.40				Philippines	2yr	6.00	5.09	4.31	4.22	245	187	197
USD	5yr		2.80	2.77	2.65				PHP	5yr	7.88	5.85	5.46	-	305	269	-
	10yr		2.94	2.92	2.88					10yr	11.38	6.51	6.29	-	357	337	-
German	2yr	0.25	-0.59	-	-	-323	-	-	Thailand	2yr	3.13	1.75	1.45	1.45	-89	-99	-80
EUR	5yr	1.00	-0.17	-	-	-297	-	-	THB	5yr	3.45	2.20	1.82	1.84	-61	-95	-81
	10yr	1.75	0.39	-	-	-255	-	-		10yr	3.63	2.75	-	-	-19	-	-
Indonesia	2yr	11.63	2.78	2.81	2.54	14	37	29	India	2yr	7.59	7.47	7.06	-	483	462	-
USD	5yr	3.75	3.88	3.74	3.52	108	97	87	INR	5yr	7.28	7.85	7.53	-	505	476	-
	10yr	3.50	4.36	4.14	4.04	142	122	116		10yr	8.83	7.77	7.63	7.67	483	471	479
Brazil	2yr	0.00	8.14	7.20	7.91	550	476	566	Malaysia	3yr	3.17	3.54	3.57	3.50	81	99	110
BRL	5yr	10.00	9.65	8.60	9.10	701	616	685	MYR	5yr	3.26	3.77	-	-	97	-	-
	10yr	10.00	11.17	9.76	10.00	853	732	775		10yr	4.18	4.04	4.02	4.10	110	110	122

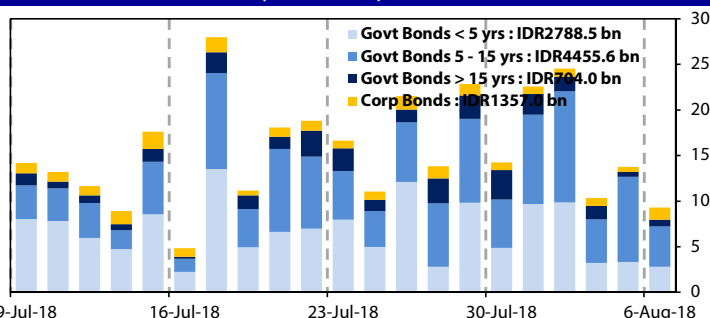
Sources: Bloomberg (Current Yield Curve), US Treasury

YIELD OF GOVERNMENT BOND BENCHMARK (%)



Sources: Bloomberg

TRADING VOLUME BY MATURITY (IDR TRILLION)



Sources: Indonesia Stock Exchange

KEY TARGETED RATE

Country	Rate (%)	Last Change	Change	Inflation Rate (%)	Real Interest Rate (%)
Indonesia (SDRR)	5.25	29-Jun-18	50bps ↑	3.18	2.07
US (Fed Fund Rate)	2.00	13-Jun-18	25bps ↑	2.90	-0.90
Euro Region	0.00	16-Mar-16	-5bps ↓	2.00	-2.00
Japan	0.10	19-Dec-08	-20bps ↓	0.70	-0.60
India (Repo Rate)	6.50	1-Aug-18	25bps ↑	3.93	2.57
Malaysia	3.25	25-Jan-18	25bps ↑	0.80	2.45
Philippines	3.50	20-Jun-18	25bps ↑	5.20	-1.70
Thailand	3.00	25-Jan-12	-25bps ↓	1.46	1.54
Singapore	0.08	31-Dec-13	5bps ↑	0.60	-0.52
Brazil	6.50	21-Mar-18	-25bps ↓	4.39	2.11

Sources: Bloomberg

GLOBAL STOCK MARKETS

Stock Index	6-Aug-18	-1 Day	Return (%)				
			Daily	WoW	MoM	YoY	YTD
Indonesia (JCI)	6,101 ↑	6,008	1.56	1.21	7.13	5.60	-4.00
Dow Jones (DJIA)	25,502 ↑	25,463	0.16	0.77	4.28	15.43	3.17
London (FTSE 100)	7,664 ↑	7,659	0.06	-0.48	0.60	2.02	-0.31
Nikkei 225	22,507 ↓	22,525	-0.08	-0.17	3.30	12.81	-1.13
Hang Seng (HIS)	27,820 ↑	27,676	0.52	-3.18	-1.75	0.93	-7.02
Malaysia (KLCI)	1,780 ↓	1,780	-0.02	0.54	6.97	0.29	-0.95
Philippines (PSEI)	7,817 ↓	7,819	-0.03	0.57	8.77	-1.46	-8.66
Thailand (SET)	1,696 ↓	1,712	-0.93	-0.33	5.05	7.48	-3.28
Singapore (STI)	3,285 ↑	3,266	0.60	-0.66	2.93	-1.24	-3.46
Brazil (BOVESPA)	81,051 ↓	81,435	-0.47	0.97	8.05	21.16	6.08

Sources: Bloomberg & Danareksa

CURRENCY & COMMODITY

Price	6-Aug-18	-1 Day	-1 Week	-1 Month	EoP 2017
USD/IDR	14,478 ↓	14,498	14,415	14,375	13,555
Brent	72.82 →	72.82	74.51	76.52	66.82
WTI Crude Oil	69.01 ↑	68.49	70.13	73.8	60.42

Sources: Bloomberg

PERFORMANCE OF IDR GOVERNMENT BONDS

As of	Average YTM (%)	Change (bps)	Return (%)				
			Daily	WoW	MoM	YoY	YTD
6-Aug-18	7.28		0.08	0.05	0.79	2.41	-3.89
-1 Day	7.31	↓ -2.7	-0.13	0.10	1.00	2.40	-3.96
-1 Week	7.29	↓ -1.4	0.13	0.40	1.52	2.85	-3.93
-1 Month	7.30	↓ -1.8	0.42	0.72	-0.09	2.84	-4.24
-1 Year	6.78	↑ 49.4	0.08	0.49	0.47	6.74	10.13

Sources: Danareksa

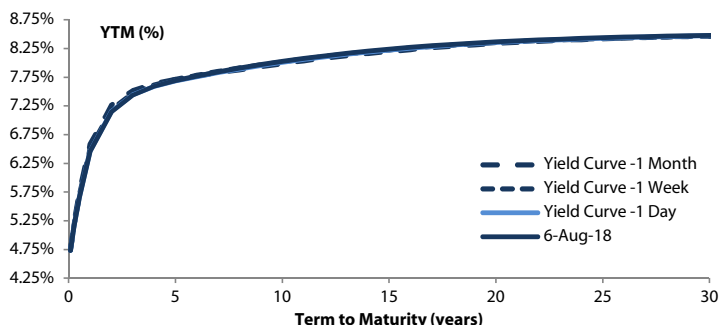
VALUATIONS OF GOVERNMENT BONDS

Table with columns: Bond, Issue Date, Mature Date, Coupon, TTM, Modified Duration, YTM (Change), Prev Closing Price, Fair Yield Range, Fair Price Range, Last Trade (Date, Price, Vol (IDR bn), Freq)

*Val: Valuation based on ENSS Yield Curve; MDur (Modified Duration) is in year; Coupon, Price, & Yield are in %

Source : Bloomberg, Danareksa Sekuritas, IDX (Last Trade)

YIELD CURVE MOVEMENT

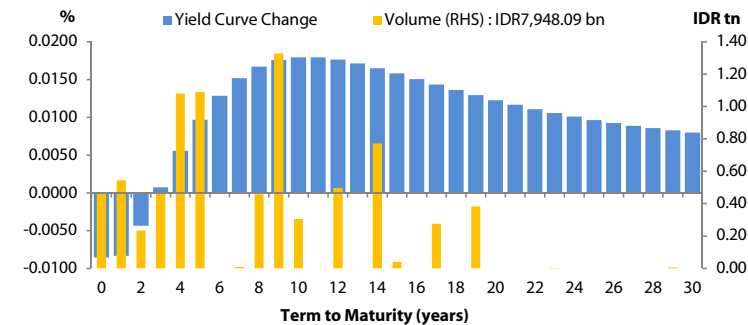


Source : Danareksa Sekuritas

Analysts : Rifki Rizal (ext. 3404) & Amir A. Dalimunthe (ext. 3405)

Disclaimer: The information contained in this report has been taken from sources which we deem reliable. However, none of P.T. Danareksa Sekuritas and/or its affiliated companies and/or its respective employees and/or agents makes any representation or warranty (express or implied) or accepts any responsibility or liability as to, or in relation to, the accuracy or completeness of the information and opinions contained in this report or as to any information contained in this report or any other such information or opinions remaining unchanged after the issue thereof. We expressly disclaim any responsibility or liability (express or implied) of P.T. Danareksa Sekuritas, its affiliated companies and their respective employees and agents whatsoever and howsoever arising (including, without limitation for any claims, proceedings, action, suits, losses, expenses, damages or costs) which may be brought against or suffered by any person as a result of acting in reliance upon the whole or any part of the contents of this report and neither P.T. Danareksa Sekuritas, its affiliated companies or their respective employees or agents accepts liability for any errors, omissions or mis-statements, negligent or otherwise, in the report and any liability in respect of the report or any inaccuracy therein or omission therefrom which might otherwise arise is hereby expressed disclaimed. The information contained in this report is not to be taken as any recommendation made by P.T. Danareksa Sekuritas or any other person to enter into any agreement with regard to any investment mentioned in this document. This report is prepared for general circulation. It does not have regards to the specific person who may receive this report. In considering any investments you should make your own independent assessment and seek your own professional financial and legal advice.

YIELD CURVE CHANGE & GOVERNMENT BONDS TRADE VOLUME BY MATURITY



Source : Danareksa Sekuritas & IDX