

HEADLINES & ANALYSIS

- Bank Indonesia may raise interest rates as early as next week if the volatility in the currency market that has sent the nation's currency tumbling to a 28-month low persists, according to Goldman Sachs Group Inc. The recent weakness in rupiah has prompted the U.S. bank to reassess its previous forecast of a 50 basis points rate hike in the second half of this year, said Nupur Gupta, an economist at Goldman Sachs in Singapore. (Bloomberg)
- The U.S. 10-year Treasury yield has retreated below the 3 percent mark, but the psychological damage it wrought by crossing that threshold hasn't eased. Since April 24, when the milestone was reached in intraday trading for the first time in five years, the risk-on rally in emerging markets has shown signs of faltering. While Treasury yields have stabilized, a selloff in foreign-currency bonds of developing nations has accelerated. (Bloomberg)
- Indonesia's central bank drained \$1.1 billion from its foreign reserves last month as it stepped up efforts to shield the nation's currency from a selloff sparked by a stronger U.S. dollar. The foreign reserves fell to \$124.9 billion in April, the lowest since June, according to data released by Bank Indonesia on Tuesday. The stockpile has shrunk by about \$7.1 billion in the past three months. (Bloomberg)

YIELD CURVE (%)

TTM	8-May-18	-1 Day	Change	TTM	8-May-18	-1 Day	Change
3 months	5.031	4.890	0.141	15 years	7.578	7.505	0.073
6 months	5.792	5.568	0.224	16 years	7.606	7.532	0.075
1 year	6.461	6.153	0.308	17 years	7.631	7.555	0.076
2 years	6.673	6.359	0.314	18 years	7.652	7.575	0.078
3 years	6.735	6.478	0.257	19 years	7.671	7.592	0.079
4 years	6.816	6.621	0.195	20 years	7.688	7.608	0.080
5 years	6.915	6.770	0.145	21 years	7.703	7.622	0.081
6 years	7.018	6.908	0.110	22 years	7.716	7.634	0.082
7 years	7.116	7.028	0.089	23 years	7.728	7.645	0.083
8 years	7.206	7.130	0.076	24 years	7.738	7.655	0.084
9 years	7.285	7.215	0.070	25 years	7.748	7.663	0.084
10 years	7.354	7.287	0.067	26 years	7.756	7.671	0.085
11 years	7.413	7.346	0.067	27 years	7.764	7.678	0.085
12 years	7.464	7.396	0.068	28 years	7.770	7.685	0.086
13 years	7.508	7.438	0.069	29 years	7.777	7.691	0.086
14 years	7.545	7.474	0.071	30 years	7.782	7.696	0.086

Source : Danareksa Sekuritas

MOST ACTIVE GOVERNMENT BONDS

Bond	Coupon	Maturity	Last Price	Yield	Volume (IDR bn)
FR0069	7.875	15-Apr-19	101.25	6.419	2,798.72
FR0064	6.125	15-May-28	92.15	7.219	2,483.50
FR0059	7.000	15-May-27	98.40	7.260	2,311.40
FR0075	7.500	15-May-38	97.70	7.750	1,137.15
FR0070	8.375	15-Mar-24	105.25	7.120	952.35

Sources: Bloomberg; Indonesia Stock Exchange (Volume)

MOST ACTIVE CORPORATE BONDS

Bond	Rating	Coupon	Maturity	Last Price	Yield	Volume
OTMA02B	idAA+	7.800	19-Apr-21	100.05	7.78	336.00
AMRT02CN2	AA(idn)	7.500	12-Apr-21	100.10	7.46	200.00
SMFP04ACN3	idAAA	6.000	2-Mar-19	99.45	6.03	180.00
BLAM04	idA	9.600	7-Jul-22	100.04	9.59	100.00
BMTP01A	AA(idn)	8.500	11-Jul-20	100.04	8.48	100.00

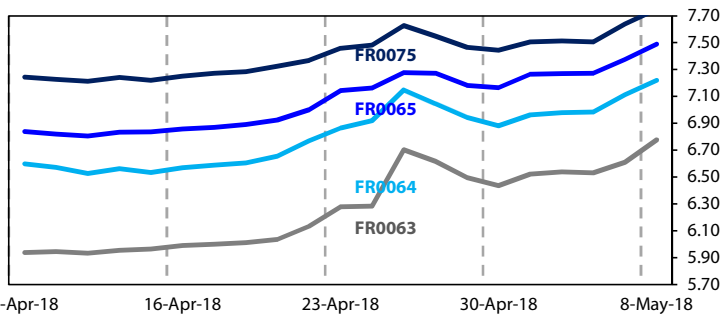
*Current yield; Coupon, Last Price & Yield are in %; Volume is in IDR bn; Rating code: id(Pefindo) & idn (Fitch Indonesia)

SOVEREIGN BOND YIELDS

Country	Tenor	Coupon (%)	8-May-18	-1 Mo	-3 Mo	Spread over UST YC (bps)			Country	Tenor	Coupon (%)	8-May-18	-1 Mo	-3 Mo	Spread over UST YC (bps)		
						8-May-18	-1 Mo	-3 Mo							8-May-18	-1 Mo	-3 Mo
United States USD	2yr		2.510	2.400	2.330				Philippines PHP	2yr	6.000	4.430	4.331	4.162	192	206	201
	5yr		2.810	2.580	2.570					5yr	7.875	5.510	5.240	-	270	266	-
	10yr		2.970	2.770	2.840					10yr	11.375	6.191	6.200	-	322	343	-
German EUR	2yr	0.250	-0.577	-0.588	-	-309	-286	-	Thailand THB	2yr	3.125	1.619	1.402	1.443	-89	-87	-71
	5yr	1.000	-0.059	-0.099	0.102	-287	-268	-247		5yr	3.450	1.944	1.796	1.812	-87	-78	-76
	10yr	1.750	0.561	0.497	0.745	-241	-227	-210		10yr	3.625	2.541	2.398	2.398	-43	-37	-44
Indonesia USD	2yr	11.625	3.168	2.645	2.487	66	38	34	India INR	2yr	7.590	7.488	6.877	-	498	461	-
	5yr	3.750	4.170	3.705	3.298	136	113	73		5yr	7.280	7.719	7.183	7.494	491	460	492
	10yr	3.500	4.627	4.022	3.801	166	125	96		10yr	8.830	7.582	7.175	7.531	461	441	469
Brazil BRL	2yr	0.000	7.531	7.34	8.31	502	507	616	Malaysia MYR	3yr	3.172	3.698	3.483	3.517	104	108	119
	5yr	10.000	8.965	8.70	9.24	646	643	709		5yr	3.260	3.841	-	-	103	-	-
	10yr	10.000	10.033	9.79	9.90	752	752	775		10yr	4.181	4.141	3.965	3.961	117	120	112

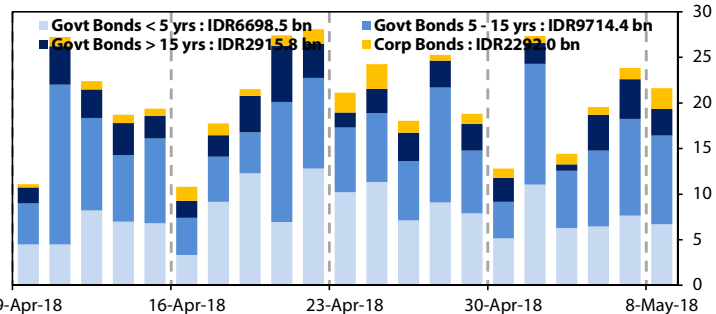
Sources: Bloomberg (Current Yield Curve), US Treasury

YIELD OF GOVERNMENT BOND BENCHMARK (%)



Sources: Bloomberg

TRADING VOLUME BY MATURITY (IDR TRILLION)



Sources: Indonesia Stock Exchange

KEY TARGETED RATE

Country	Rate (%)	Last Change	Change	Inflation Rate (%)	Real Interest Rate (%)
Indonesia (SDRR)	4.25	22-Sep-17	-25bps ↓	3.41	0.84
US (Fed Fund Rate)	1.75	21-Mar-18	25bps ↑	2.40	-0.65
Euro Region	0.00	16-Mar-16	-5bps ↓	1.50	-1.50
Japan	0.10	19-Dec-08	-20bps ↓	1.10	-1.00
India (Repo Rate)	6.00	2-Aug-17	-25bps ↓	4.36	1.64
Malaysia	3.25	25-Jan-18	25bps ↑	1.30	1.95
Philippines	3.00	16-May-16	-100bps ↓	4.50	-1.50
Thailand	3.00	25-Jan-12	-25bps ↓	1.07	1.93
Singapore	0.08	31-Dec-13	5bps ↑	0.20	-0.12
Brazil	6.50	21-Mar-18	-25bps ↓	2.68	3.82

Sources: Bloomberg

GLOBAL STOCK MARKETS

Stock Index	8-May-18	-1 Day	Return (%)				
			Daily	WoW	MoM	YoY	YTD
Indonesia (JCI)	5,775 ↓	5,885	-1.88	-3.67	-6.48	1.17	-9.14
Dow Jones (DJIA)	24,360 ↑	24,357	0.01	1.08	1.79	15.93	-1.45
London (FTSE 100)	7,566 ↓	7,567	-0.02	0.60	5.32	3.63	-1.59
Nikkei 225	22,509 ↑	22,467	0.18	0.00	4.36	13.13	-1.13
Hang Seng (HIS)	30,403 ↑	29,994	1.36	-1.32	1.87	23.70	1.62
Malaysia (KLCI)	1,847 ↑	1,828	1.00	-1.28	0.52	4.43	2.77
Philippines (PSEi)	7,578 ↑	7,533	0.59	-3.09	-4.63	-4.83	-11.46
Thailand (SET)	1,760 ↓	1,780	-1.10	-1.12	1.17	12.26	0.37
Singapore (STI)	3,543 ↑	3,533	0.29	-1.96	2.92	9.46	4.12
Brazil (BOVESPA)	82,956 ↑	82,714	0.29	-3.67	-2.20	26.60	8.58

Sources: Bloomberg & Danareksa

CURRENCY & COMMODITY

Price	8-May-18	-1 Day	-1 Week	-1 Month	EoP 2016
USD/IDR	14,052 ↑	14,001	13,913	13,778	13,555
Brent	75.86 ↑	75.47	73.47	66.78	66.82
WTI Crude Oil	69.06 ↓	70.73	67.25	62.06	60.42

Sources: Bloomberg

PERFORMANCE OF IDR GOVERNMENT BONDS

As of	Average YTM (%)	Change (bps)	Return (%)				
			Daily	WoW	MoM	YoY	YTD
8-May-18	6.74		-0.75	-1.48	-2.90	7.17	-1.97
-1 Day	6.62	↑ 12.8	-0.54	-0.43	-2.12	8.03	-1.22
-1 Week	6.49	↑ 25.2	0.31	-0.35	-0.36	8.72	-0.49
-1 Month	6.18	↑ 56.8	-0.07	0.62	1.48	10.86	0.90
-1 Year	7.06	↓ -31.1	0.04	-0.05	0.75	10.71	7.33

Sources: Danareksa

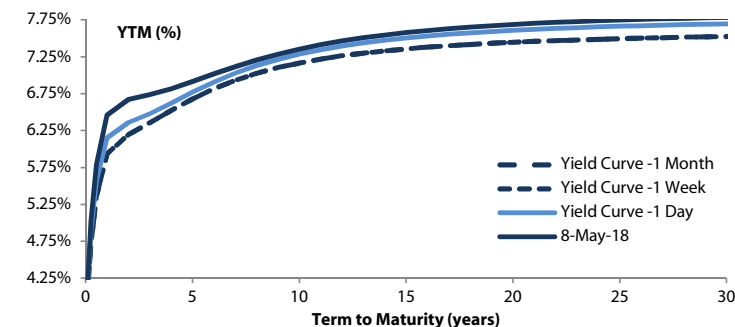
VALUATIONS OF GOVERNMENT BONDS

Bond	Issue Date	Mature Date	Coupon	TTM	Modified Duration	YTM (Change)	Prev Closing Price	Fair Yield Range	Fair Price Range	Last Trade			
										Date	Price	Vol (IDR bn)	Freq
FR0066	25-Oct-12	15-May-18	5.25	0.0	0.02	3.71 ↓ -29.5bps	100.02	3.341 3.475	100.03 100.04	7-May-18	99.95	4.08	1
FR0032	1-Sep-05	15-Jul-18	15.00	0.2	0.18	3.52 ↑ 52.3bps	102.02	3.833 3.967	102.02 102.05	3-Apr-18	102.70	60.00	5
FR0038	24-Aug-06	15-Aug-18	11.60	0.3	0.27	1.37 ↑ 39.2bps	102.69	3.900 4.034	102.02 102.06	24-Apr-18	102.16	7.20	4
FR0048	27-Sep-07	15-Sep-18	9.00	0.4	0.35	4.38 ↓ -12.0bps	101.55	4.983 5.117	101.32 101.37	2-May-18	101.25	285.00	3
FR0069	29-Aug-13	15-Apr-19	7.88	0.9	0.89	6.42 ↑ 23.1bps	101.29	6.326 6.460	101.26 101.38	7-May-18	101.20	3,147.28	66
FR0036	20-Apr-06	15-Sep-19	11.50	1.4	1.24	6.59 ↑ 35.2bps	106.20	6.487 6.621	106.20 106.38	7-May-18	106.65	35.00	1
FR0031	16-Jun-05	15-Nov-20	11.00	2.5	2.11	6.52 ↑ 10.9bps	110.23	6.551 6.685	109.85 110.18	7-May-18	112.90	5.87	2
FR0034	26-Jan-06	15-Jun-21	12.80	3.1	2.50	6.64 ↑ 17.5bps	116.98	6.649 6.776	116.60 116.98	7-May-18	116.85	27.00	3
FR0053	8-Jul-10	15-Jul-21	8.25	3.2	2.72	6.78 ↑ 20.9bps	104.13	6.664 6.798	104.08 104.47	7-May-18	104.52	904.10	27
FR0061	6-Oct-11	15-May-22	7.00	4.0	3.34	6.82 ↑ 19.4bps	100.63	6.765 6.899	100.35 100.81	7-May-18	101.25	308.37	16
FR0035	16-Feb-06	15-Jun-22	12.90	4.1	3.15	6.88 ↑ 17.1bps	121.15	6.830 6.964	120.86 121.39	4-May-18	122.15	385.00	4
FR0043	22-Feb-07	15-Jul-22	10.25	4.2	3.35	6.73 ↑ 5.6bps	112.63	6.811 6.946	111.81 112.33	4-May-18	112.75	76.86	2
FR0063	13-Aug-12	15-May-23	5.63	5.0	4.16	6.78 ↑ 16.7bps	95.17	6.617 6.751	95.27 95.82	7-May-18	95.60	536.00	10
FR0046	19-Jul-07	15-Jul-23	9.50	5.2	4.03	6.74 → 0.0bps	111.88	6.841 6.975	110.82 111.43	30-Apr-18	112.75	200.00	1
FR0039	24-Aug-06	15-Aug-23	11.75	5.3	3.97	6.97 ↑ 15.8bps	120.75	6.914 7.048	120.39 121.05	24-Apr-18	123.70	20.00	2
FR0070	29-Aug-13	15-Mar-24	8.38	5.9	4.57	7.12 ↑ 23.0bps	105.90	6.906 7.041	106.30 106.96	7-May-18	106.50	1,997.36	20
FR0044	19-Apr-07	15-Sep-24	10.00	6.4	4.73	7.14 ↑ 25.0bps	114.37	7.012 7.146	114.35 115.09	4-May-18	116.00	90.00	2
FR0040	21-Sep-06	15-Sep-25	11.00	7.4	5.19	7.13 ↑ 12.4bps	121.84	7.053 7.187	121.46 122.33	4-May-18	123.00	20.00	2
FR0037	18-May-06	15-Sep-26	12.00	8.4	5.58	7.28 ↑ 16.7bps	129.09	7.104 7.239	129.44 130.43	30-Apr-18	131.25	50.00	1
FR0056	23-Sep-10	15-Sep-26	8.38	8.4	5.97	7.28 ↑ 11.4bps	106.78	7.073 7.207	107.22 108.09	7-May-18	107.25	1,135.34	17
FR0059	15-Sep-11	15-May-27	7.00	9.0	6.36	7.26 ↑ 11.4bps	98.30	7.064 7.199	98.70 99.57	7-May-18	99.40	904.88	45
FR0042	25-Jan-07	15-Jul-27	10.25	9.2	6.06	7.27 ↑ 16.4bps	119.69	7.203 7.337	119.20 120.20	26-Apr-18	119.50	50.00	2
FR0047	30-Aug-07	15-Feb-28	10.00	9.8	6.40	7.26 ↑ 0.4bps	118.90	7.167 7.302	118.60 119.64	2-May-18	120.40	4.50	1
FR0064	13-Aug-12	15-May-28	6.13	10.0	7.03	7.22 ↑ 10.5bps	92.30	7.055 7.190	92.49 93.39	7-May-18	92.75	3,276.09	73
FR0071	12-Sep-13	15-Mar-29	9.00	10.9	7.04	7.29 ↑ 6.8bps	112.66	7.252 7.382	111.92 112.96	7-May-18	111.40	29.18	4
FR0052	20-Aug-09	15-Aug-30	10.50	12.3	7.30	7.44 ↑ 11.3bps	124.35	7.390 7.525	123.55 124.79	7-May-18	125.85	941.00	3
FR0073	6-Aug-15	15-May-31	8.75	13.0	7.69	7.44 → 0.0bps	110.82	7.405 7.525	110.05 111.11	7-May-18	110.35	175.28	12
FR0074	10-Nov-16	15-Aug-32	7.50	14.3	8.50	7.62 ↑ 13.5bps	98.97	7.456 7.591	99.20 100.36	7-May-18	99.80	752.84	28
FR0054	22-Jul-10	15-Jul-31	9.50	13.2	7.69	7.56 ↑ 4.4bps	115.97	7.463 7.580	115.81 116.88	7-May-18	118.50	50.00	1
FR0058	21-Jul-11	15-Jun-32	8.25	14.1	8.16	7.63 ↑ 3.7bps	105.33	7.467 7.601	105.55 106.75	7-May-18	106.25	168.76	6
FR0065	30-Aug-12	15-May-33	6.63	15.0	8.85	7.49 ↑ 11.3bps	92.29	7.268 7.402	93.02 94.18	7-May-18	98.00	1,863.15	76
FR0068	1-Aug-13	15-Mar-34	8.38	15.9	8.82	7.68 ↑ 20.7bps	106.31	7.538 7.673	106.36 107.65	7-May-18	108.70	782.21	12
FR0072	9-Jul-15	15-May-36	8.25	18.0	9.13	7.81 ↑ 22.4bps	104.20	7.609 7.743	104.87 106.23	7-May-18	105.50	629.31	29
FR0045	24-May-07	15-May-37	9.75	19.0	9.25	7.39 → 0.0bps	123.88	7.588 7.722	120.04 121.58	7-May-18	123.42	44.00	6
FR0075	10-Aug-17	15-May-38	7.50	20.0	9.79	7.75 ↑ 11.0bps	97.48	7.569 7.703	97.94 99.29	7-May-18	98.27	854.98	174
FR0050	24-Jan-08	15-Jul-38	10.50	20.2	9.40	7.72 → 0.0bps	129.45	7.698 7.833	126.81 128.45	7-May-18	128.50	0.33	1
FR0057	21-Apr-11	15-May-41	9.50	23.0	9.85	7.83 ↑ 15.3bps	117.71	7.728 7.862	117.30 118.93	30-Apr-18	120.75	100.00	1
FR0062	9-Feb-12	15-Apr-42	6.38	23.9	11.17	7.76 ↑ 5.0bps	85.03	7.714 7.848	84.20 85.48	7-May-18	86.73	141.00	9
FR0067	18-Jul-13	15-Feb-44	8.75	25.8	10.74	7.66 ↑ 2.3bps	112.13	7.721 7.855	109.81 111.42	4-May-18	112.25	70.00	7
FR0076	22-Sep-17	15-May-48	7.38	30.0	11.55	7.44 ↓ -0.1bps	99.27	7.499 7.633	96.97 98.53	7-May-18	101.75	0.10	1
ORI012	21-Oct-15	15-Oct-18	9.00	0.4	-	5.71 ↑ 10.5bps	101.39	5.572 5.706	101.42 101.47	7-May-18	100.70	11.47	10
ORI013	26-Oct-16	15-Oct-19	6.60	1.4	-	6.27 ↑ 10.0bps	100.45	6.550 6.684	99.88 100.07	7-May-18	100.52	238.48	24
ORI014	25-Oct-17	15-Oct-20	5.85	2.4	-	#N/A	#N/A	6.317 6.451	98.65 98.95	7-May-18	98.64	59.02	16
IFR0008	15-Apr-10	15-Mar-20	8.80	1.9	1.68	6.03 ↑ 2.7bps	104.75	6.293 6.427	104.07 104.31	5-May-14	103.65	5.00	3
IFR0007	21-Jan-10	15-Jan-25	10.25	6.7	4.85	6.82 ↓ -0.9bps	118.17	7.050 7.184	116.04 116.81	10-Oct-17	120.36	10.00	2
IFR0006	1-Apr-10	15-Mar-30	10.25	11.9	7.23	7.44 ↓ -0.1bps	121.87	7.655 7.789	118.80 119.96	3-Oct-18	122.20	2.00	2
IFR0010	3-Mar-11	15-Feb-36	10.00	17.8	8.95	7.72 ↓ -0.3bps	121.88	7.805 7.939	119.43 120.89	23-Aug-17	120.00	1.01	1
PBS002	2-Feb-12	15-Jan-22	5.45	3.7	3.22	6.46 ↑ 0.7bps	96.74	6.765 6.899	95.34 95.76	3-May-18	98.02	10.00	2
PBS003	2-Feb-12	15-Jan-27	6.00	8.7	6.46	7.07 ↓ -0.1bps	93.12	7.293 7.427	90.97 91.77	9-Jan-18	98.10	70.10	4
PBS004	16-Feb-12	15-Feb-37	6.10	18.8	10.19	7.65 ↑ 4.2bps	84.64	7.760 7.894	82.57 83.72	3-May-18	83.76	70.67	2
PBS005	2-May-13	15-Apr-43	6.75	24.9	11.20	7.75 ↑ 0.1bps	88.99	7.926 8.061	86.00 87.29	2-May-18	88.87	2.00	2
PBS006	19-Sep-13	15-Sep-20	8.25	2.4	2.11	5.98 ↑ 5.2bps	104.90	6.395 6.529	103.68 103.98	24-Apr-18	104.52	10.00	2
PBS011	14-Jan-16	15-Aug-23	8.75	5.3	4.18	6.40 ↓ -0.2bps	110.36	6.789 6.924	107.94 108.55	2-May-18	108.00	49.00	1
PBS012	28-Jan-16	15-Nov-31	8.88	13.5	7.81	7.56 ↑ 0.2bps	110.98	7.621 7.755	109.28 110.47	4-May-18	111.50	12.00	2
PBS013	6-Oct-16	15-May-19	6.25	1.0	0.94	6.42 ↑ 8.0bps	99.83	6.420 6.555	99.70 99.83	7-May-18	99.90	1,337.57	18
PBS014	6-Oct-16	15-May-21	6.50	3.0	2.62	6.40 ↑ 0.1bps	100.27	6.750 6.884	98.97 99.33	4-May-18	99.75	40.00	2
PBS015	21-Jul-17	15-Jul-47	8.00	29.2	10.95	8.02 → 0.0bps	99.81	8.141 8.275	96.97 98.42	18-Apr-18	104.30	314.00	2
PBS016	6-Sep-17	15-Mar-20	6.25	1.9	1.71	6.17 ↑ 1.6bps	100.13	6.64 6.770	99.10 99.33	7-May-18	99.40	480.00	5
PBS017	11-Jan-18	15-Oct-25	6.13	7.4	5.83	6.81 ↑ 1.0bps	96.08	6.983 7.117	94.34 95.08	3-May-18	93.95	76.54	4
SR008	10-Mar-16	10-Mar-19	8.30	0.8	-	6.66 ↑ 42.9bps	101.32	6.106 6.240	101.68 101.79	7-May-18	100.30	397.56	25
SR009	22-Mar-17	10-Mar-20	6.90	1.8	-	6.30 ↓ -7.3bps	101.04	6.470 6.604	100.51 100.74	7-May-18	100.20	18.76	18

*Val: Valuation based on ENSS Yield Curve; MDur (Modified Duration) is in year; Coupon, Price, & Yield are in %

Source: Bloomberg, Danareksa Sekuritas, IDX (Last Trade)

YIELD CURVE MOVEMENT



Source: Danareksa Sekuritas

Analysts: Rifki Rizal (ext. 3404) & Amir A. Dalimunthe (ext. 3405)

Disclaimer: The information contained in this report has been taken from sources which we deem reliable. However, none of P.T. Danareksa Sekuritas and/or its affiliated companies and/or its respective employees and/or agents makes any representation or warranty (express or implied) or accepts any responsibility or liability as to, or in relation to, the accuracy or completeness of the information and opinions contained in this report or as to any information contained in this report or any other such information or opinions remaining unchanged after the issue thereof. We expressly disclaim any responsibility or liability (express or implied) of P.T. Danareksa Sekuritas, its affiliated companies and their respective employees and agents whatsoever and howsoever arising (including, without limitation for any claims, proceedings, action, suits, losses, expenses, damages or costs) which may be brought against or suffered by any person as a result of acting in reliance upon the whole or any part of the contents of this report and neither P.T. Danareksa Sekuritas, its affiliated companies or their respective employees or agents accept liability for any errors, omissions or mis-statements, negligent or otherwise, in the report and any liability in respect of the report or any inaccuracy therein or omission therefrom which might otherwise arise is hereby expressly disclaimed. The information contained in this report is not to be taken as any recommendation made by P.T. Danareksa Sekuritas or any other person to enter into any agreement with regard to any investment mentioned in this document. This report is prepared for general circulation. It does not have regards to the specific person who may receive this report. In considering any investments you should make your own independent assessment and seek your own professional financial and legal advice.

YIELD CURVE CHANGE & GOVERNMENT BONDS TRADE VOLUME BY MATURITY