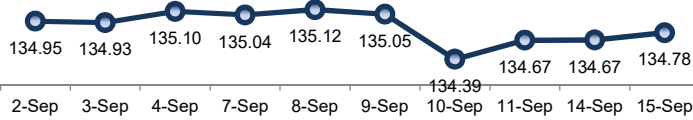
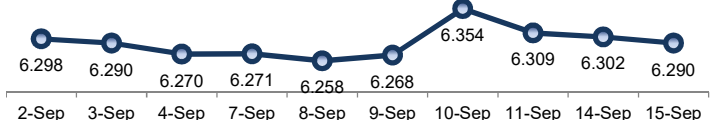


PRICE INDEX



YIELD INDEX



TECHNICAL ANALYSIS

FR0081

INDICATORS	15-Sep-20	-1 Day	Change
Last Price	104.14	104.11	0.03
DI+	44.55	44.17	0.38
DI-	24.78	25.15	-0.37
ADX (15D)	62.26	64.67	-2.41
A/D	23,958.24	21,442.41	2,515.83
CMF(20D)	0.307	0.269	0.04
CCI	33.38	26.44	6.93
Volume (IDR bn)	584.58	948.44	-363.85
Frequency	13	20	-7

COMMENT

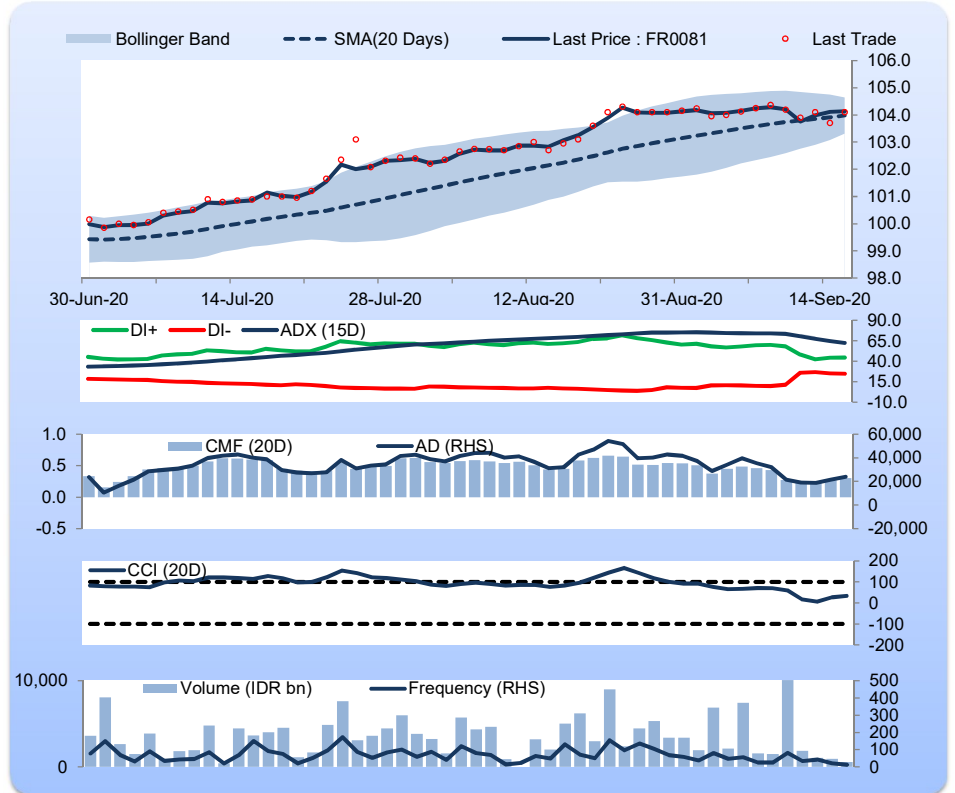
Price increased slightly; moderate trade volume; upward trend continues to weaken; buying pressure increased; CCI increased.

BUY

FEATURES

Issue Date	01-Aug-19
Mature Date	15-Jun-25
Tenor	4.7
Coupon Rate	6.50
Last Yield	5.49
Modified Duration	4.00
Previous Coupon Date	15-Jun-20
Next Coupon Date	15-Dec-20

Sources: Bloomberg (Price); IDX



FR0082

INDICATORS	15-Sep-20	-1 Day	Change
Last Price	100.88	100.72	0.16
DI+	32.88	30.33	2.55
DI-	43.09	44.88	-1.79
ADX (15D)	30.79	32.03	-1.24
A/D	24,538.32	20,998.51	3,539.80
CMF(20D)	0.328	0.273	0.06
CCI	-44.77	-68.01	23.24
Volume (IDR bn)	1,677.572	2,563.52	-885.95
Frequency	43	63	-20

COMMENT

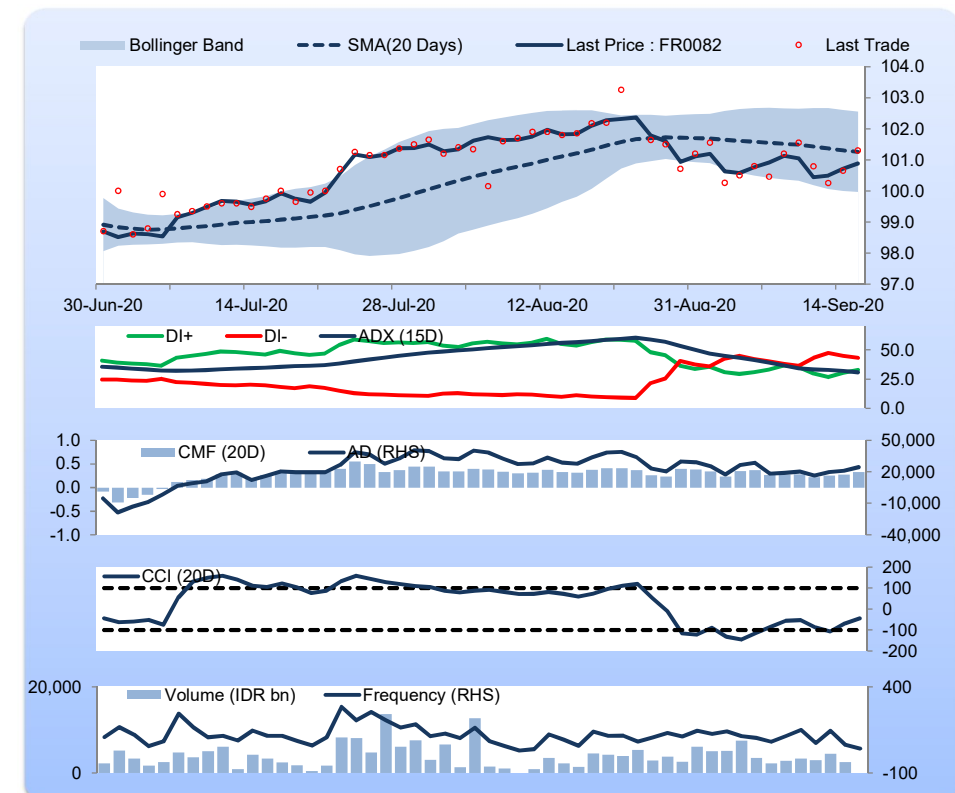
Price increased; heavy trade volume; upward trend continues to weaken; buying pressure increased; CCI increased.

BUY

FEATURES

Issue Date	01-Aug-19
Mature Date	15-Sep-30
Tenor	10.0
Coupon Rate	7.00
Last Yield	6.88
Modified Duration	7.12
Previous Coupon Date	15-Sep-20
Next Coupon Date	15-Mar-21

Sources: Bloomberg (Price); IDX



FR0080

INDICATORS	15-Sep-20	-1 Day	Change
Last Price	100.91	100.90	0.01
DI+	25.78	24.34	1.44
DI-	42.99	43.87	-0.88
ADX (15D)	32.81	33.37	-0.56
A/D	-5,266.53	-6,408.58	1,142.04
CMF(20D)	-0.263	-0.303	0.04
CCI	-48.06	-59.93	11.87
Volume (IDR bn)	478.19	600.46	-122.27
Frequency	56	102	-46

COMMENT

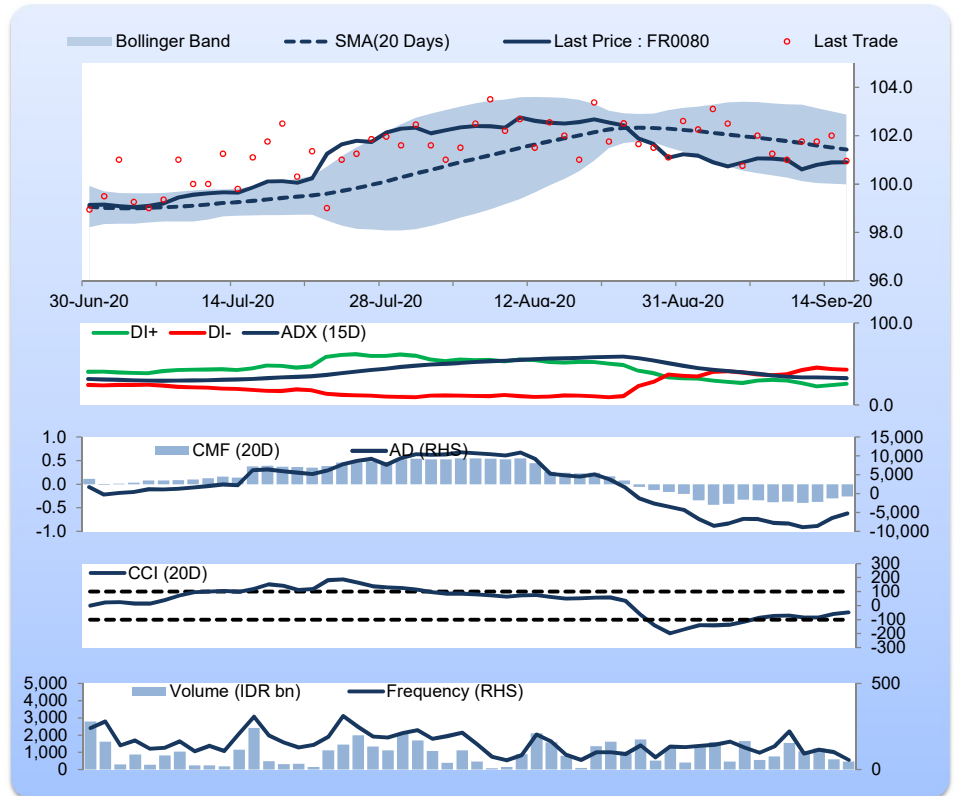
Price increased slightly; moderate trade volume; upward trend continues to weaken; selling pressure eased; CCI increased.

BUY

FEATURES

Issue Date	04-Jul-19
Mature Date	15-Jun-35
Tenor	14.7
Coupon Rate	7.50
Last Yield	7.40
Modified Duration	8.70
Previous Coupon Date	15-Jun-20
Next Coupon Date	15-Dec-20

Sources: Bloomberg (Price); IDX



FR0083

INDICATORS	15-Sep-20	-1 Day	Change
Last Price	100.72	100.69	0.03
DI+	19.54	18.49	1.06
DI-	39.06	40.21	-1.16
ADX (15D)	32.57	32.51	0.05
A/D	-45.71	-560.53	514.82
CMF(20D)	-0.009	-0.104	0.09
CCI	-56.87	-66.56	9.68
Volume (IDR bn)	22.37	47.38	-25.01
Frequency	24	41	-17

COMMENT

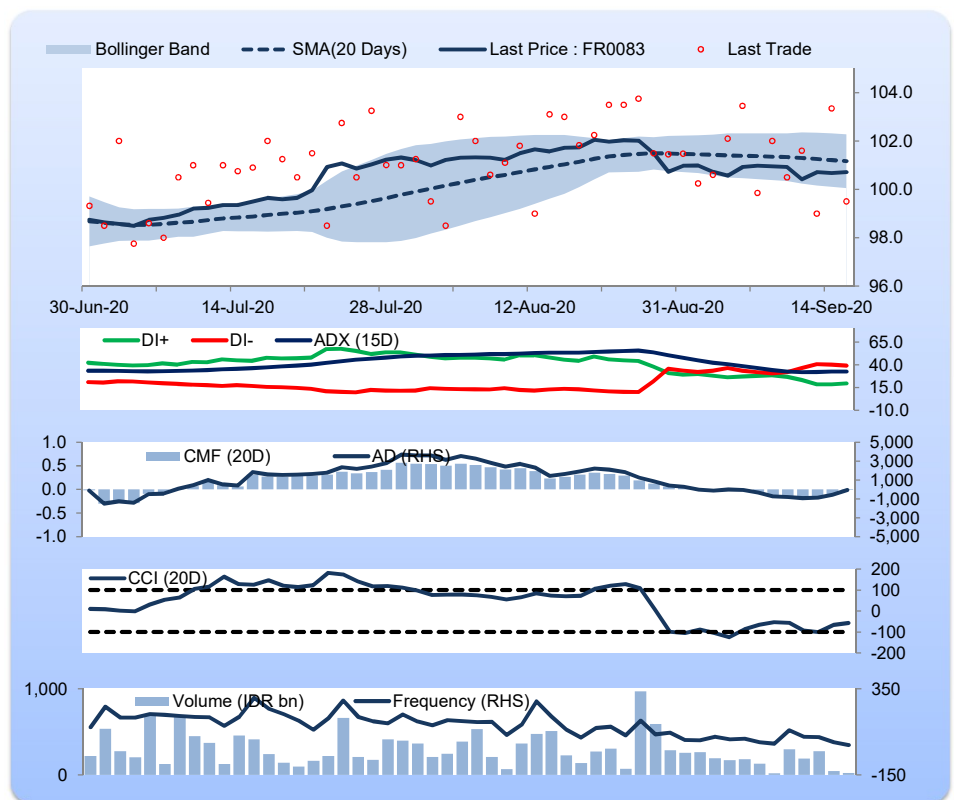
Price increased slightly; light trade volume; upward trend continues to strengthen; selling pressure eased; CCI increased.

BUY

FEATURES

Issue Date	07-Nov-19
Mature Date	15-Apr-40
Tenor (year)	19.6
Coupon Rate	7.50
Last Yield	7.43
Modified Duration	9.91
Previous Coupon Date	15-Apr-20
Next Coupon Date	15-Oct-20

Sources: Bloomberg (Price); IDX



Analysts: Laras Nerpatari Suiiyas (3403)

DISCLAIMER: The information contained in this report has been taken from sources which we deem reliable. However, none of P.T. Danareksa Sekuritas and/or its affiliated companies and/or their respective employees and/or agents makes any representation or warranty (express or implied) or accepts any responsibility or liability as to, or in relation to, the accuracy or completeness of the information and opinions contained in this report or as to any information contained in this report or any other such information or opinions remaining unchanged after the issue thereof. We expressly disclaim any responsibility or liability (express or implied) of P.T. Danareksa Sekuritas, its affiliated companies and their respective employees and agents whatsoever and howsoever arising (including, without limitation for any claims, proceedings, action, suits, losses, expenses, damages or costs) which may be brought against or suffered by any person as a result of acting in reliance upon the whole or any part of the contents of this report and neither P.T. Danareksa Sekuritas, its affiliated companies or their respective employees or agents accepts liability for any errors, omissions or mis-statements, negligent or otherwise, in the report and any liability in respect of the report or any inaccuracy therein or omission therefrom which might otherwise arise is hereby expressly disclaimed. The information contained in this report is not taken as any recommendation made by P.T. Danareksa Sekuritas or any other person to enter into any agreement with regard to any investment mentioned in this document.